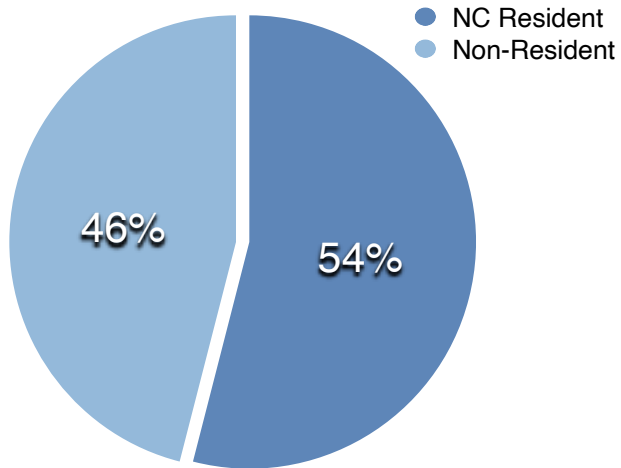


MASTER OF SCIENCE IN ANALYTICS ENROLLMENT REPORT – CLASS OF 2014

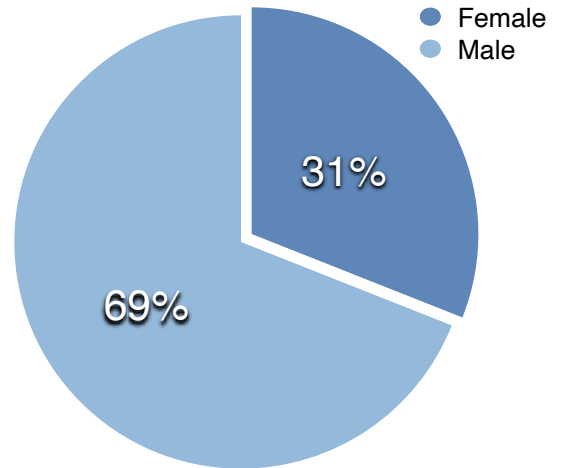
ENROLLMENT SUMMARY	
Applications for admission received:	467
Applicants offered admission:	99
Acceptance rate:	21%
Number of candidates enrolled:	85
Enrollment rate:	86%
U.S. citizens/permanent residents enrolled:	92%
North Carolina residents enrolled:	54%
Women enrolled:	31%
Countries of origin of enrolled students:	13
Number of years since undergraduate degree:	6
Average undergraduate grade point average (GPA):	3.53
Graduated with academic honors:	62%
Previously employed full-time (3 or more years):	54%
Average age / median age:	28 / 26
Range in age:	21 – 52
Results reported as of June 15, 2013.	

BASIC DEMOGRAPHICS – MSA CLASS OF 2014

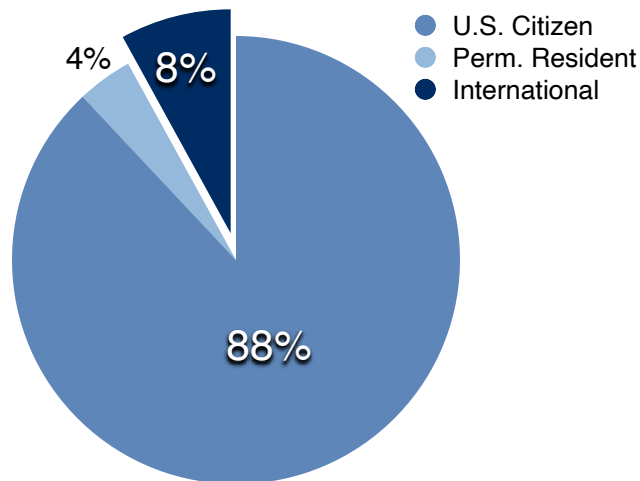
RESIDENCY



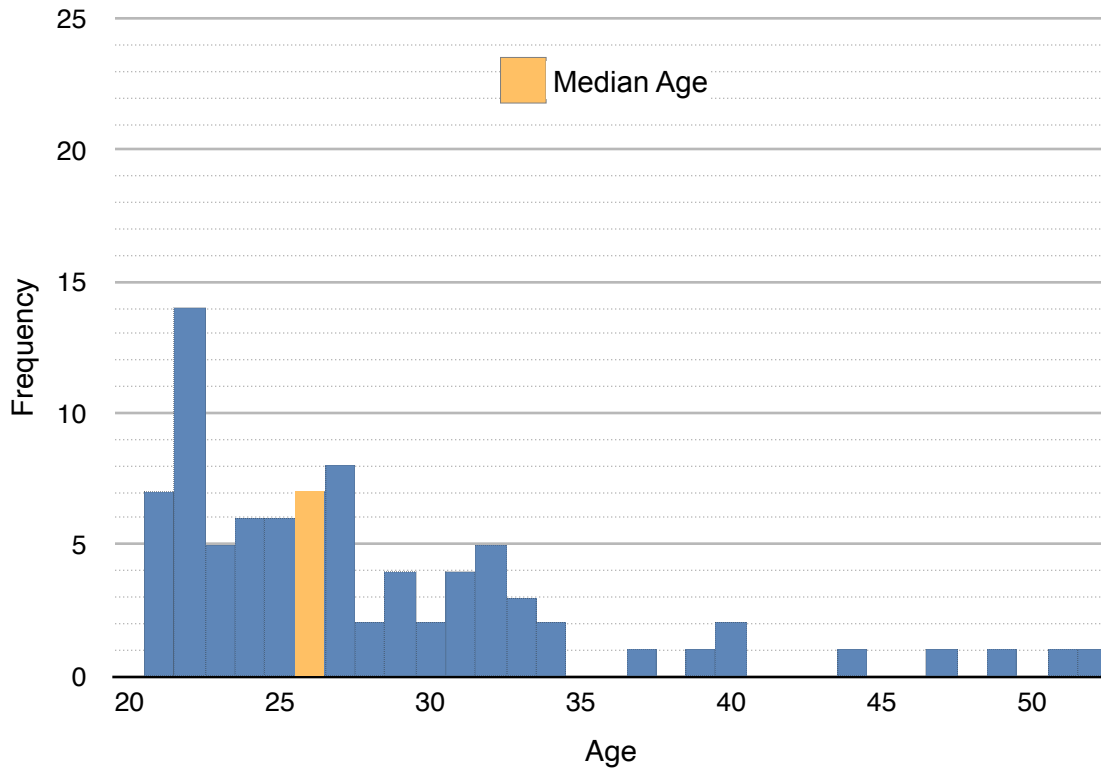
GENDER



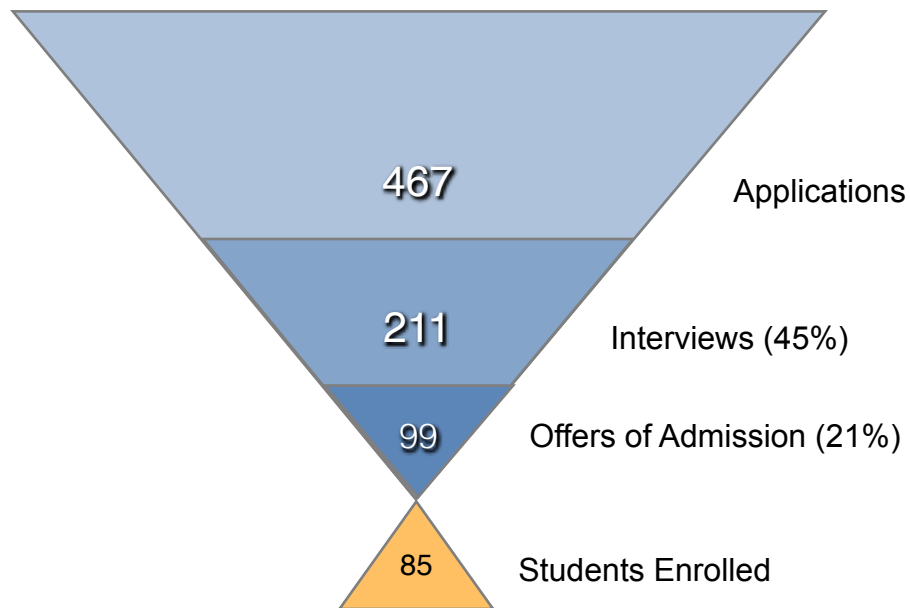
CITIZENSHIP



AGE DISTRIBUTION – MSA CLASS OF 2014



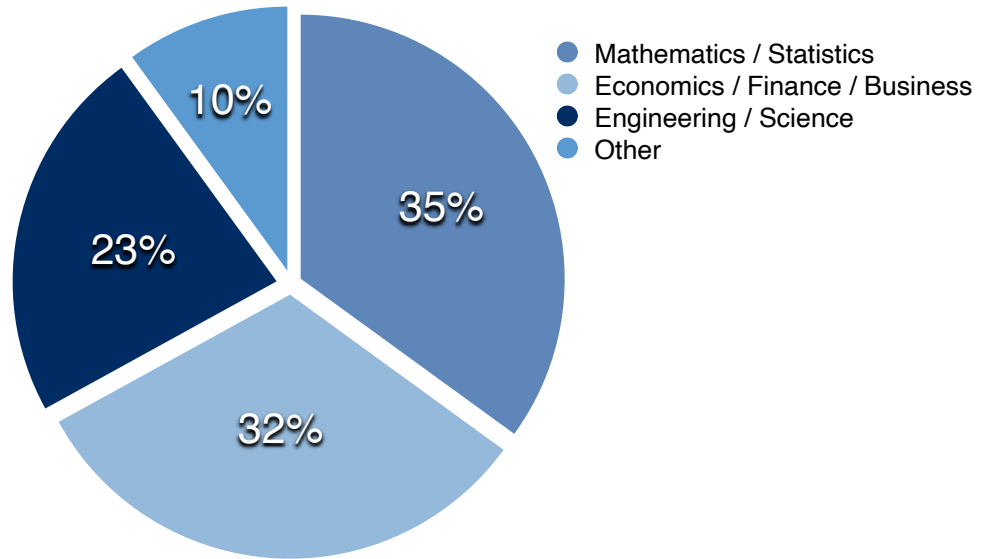
ADMISSIONS FUNNEL – MSA CLASS OF 2014



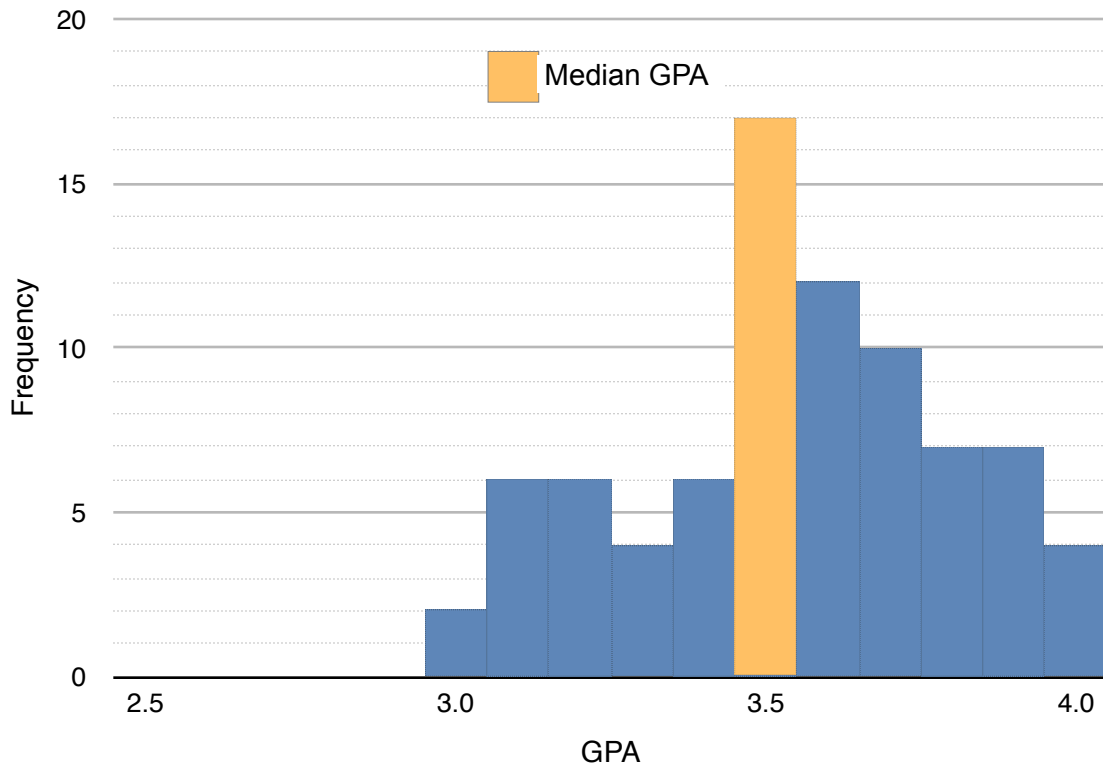
**UNDERGRADUATE SCHOOLS ATTENDED
MSA CLASS OF 2014**

Ashland University	Oberlin College
Baylor University	Ohio State University Columbus
Blackburn College	Queen's University Ontario, Canada
Bowdoin College	Southern New Hampshire University
Brigham Young University Utah	State University College at Buffalo, New York
California State University Chico	Texas Tech University
Campbell University	United States Air Force Academy
Carnegie Mellon University	United States Military Academy West Point
Central Michigan University	University of Akron
Clemson University	University of Chicago
College of New Jersey	University of Georgia
Dickinson College	University of Michigan Ann Arbor
East Carolina University	University of Minnesota Duluth
East Stroudsburg University	University of North Carolina Chapel Hill
Elon University	University of North Carolina Greensboro
Fordham University	University of North Carolina Wilmington
George Mason University	University of Puerto Rico Mayaguez
George Washington University	University of Richmond
Guru Gobind Singh Indraprastha, India	University of Sao Paulo, Brazil
Indiana University Bloomington	University of South Florida
King Mongkut Institute of Technology	University of Virginia
Laurentian University, Canada	Warsaw School of Economics, Poland
Louisiana State University Baton Rouge	West Virginia University Morgantown
Messiah College	Williams College
Michigan State University	Yale University
NC State University	Yangon University, Myanmar

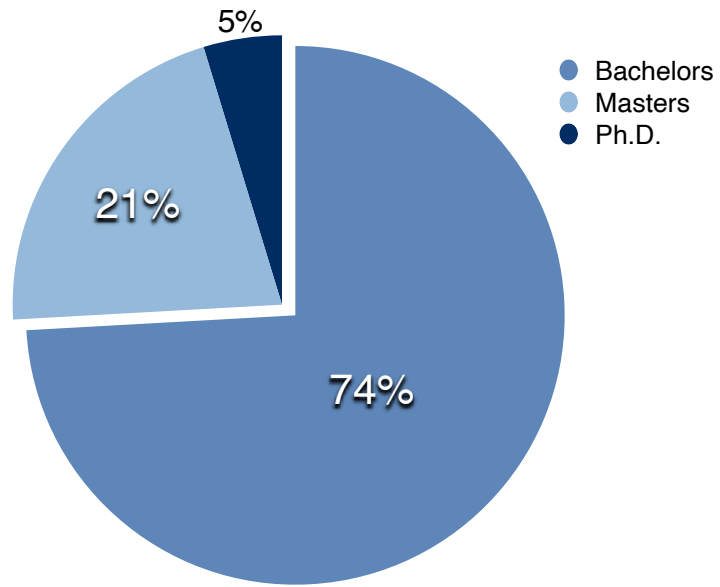
**UNDERGRADUATE MAJOR
MSA CLASS OF 2014**



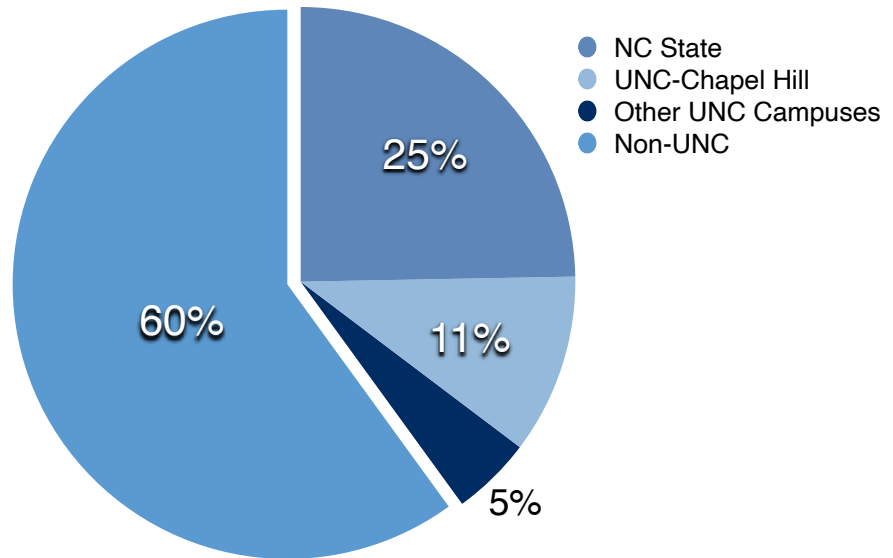
**GRADE POINT AVERAGE (GPA) DISTRIBUTION
MSA CLASS OF 2014**



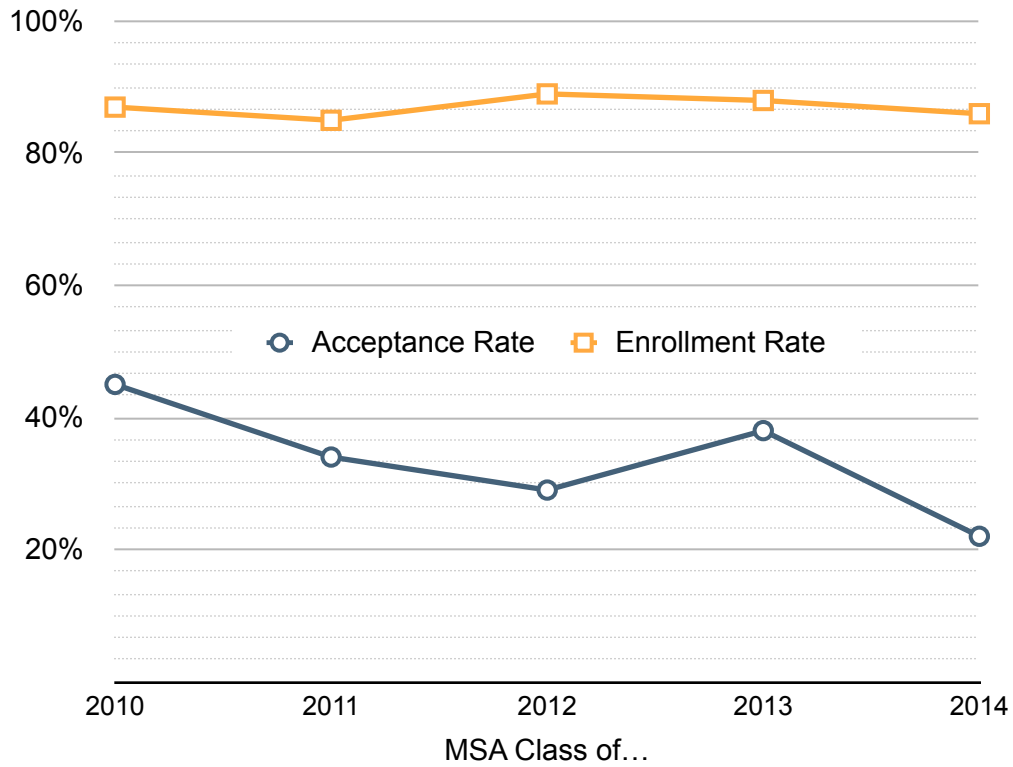
**HIGHEST DEGREE ATTAINMENT
MSA CLASS OF 2014**



**UNC SYSTEM GRADUATES
MSA CLASS OF 2014**



RECENT TRENDS IN ACCEPTANCE RATE AND ENROLLMENT RATE

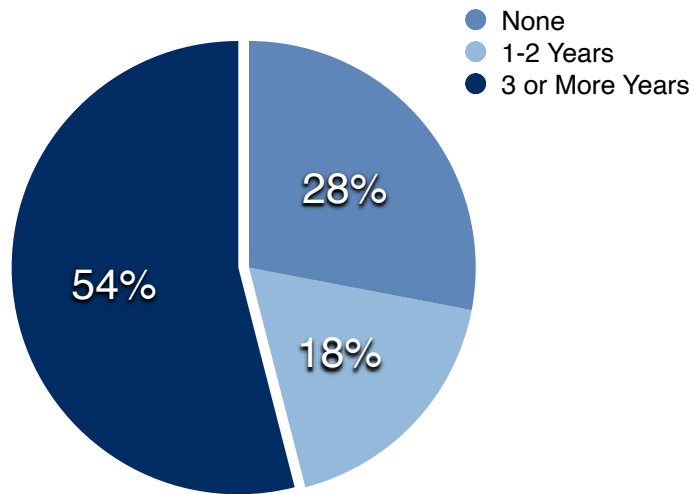


COUNTRIES OF ORIGIN MSA CLASS OF 2014

- Brazil
- Canada
- China
- Germany
- India
- Myanmar
- Poland
- Russia
- Singapore
- Sri Lanka
- Thailand
- U.S.A.
- Uruguay



**PRIOR WORK EXPERIENCE
MSA CLASS OF 2014**



ADMISSIONS TIMETABLE – MSA CLASS OF 2014	
Applications open	June 1
1st round decisions by:	December 1
International student application deadline:	December 15
2nd round application deadline:	February 1
2nd round decisions completed:	March 15
Final round application deadline:	April 1
Final round decisions completed:	May 15
Program begins:	June 2013

Source URL: analytics.ncsu.edu/reports/enrollment/MSA2013.pdf

<http://analytics.ncsu.edu>

NC STATE UNIVERSITY