

## MASTER OF SCIENCE IN ANALYTICS

# INTERNATIONAL STUDENT EMPLOYMENT REPORT

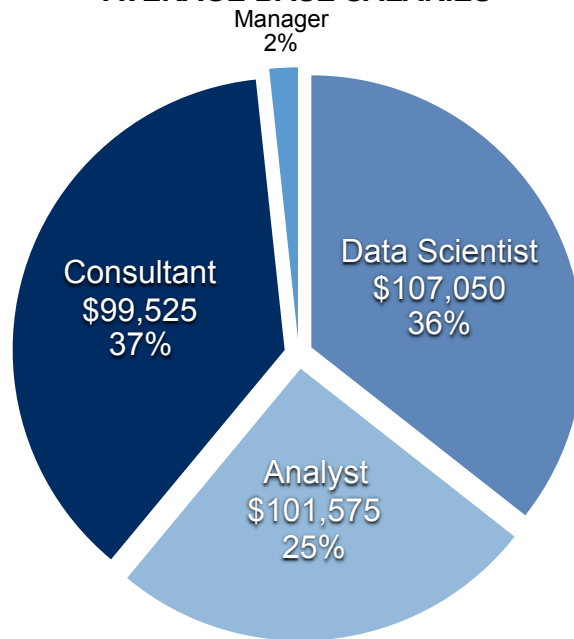
Number of International students who graduated since 2016:	67
Number of graduates seeking new employment in U.S.:	61
Median number of U.S. offers of employment:	2
Percent of U.S. job seekers employed at graduation:	91%
Percent of U.S. job seekers employed 90-days post graduation:	98%
Inflation-adjusted average starting salary (2018 \$):	\$102,100
Percent currently employed in the profession:	98%
Percent currently employed in the U.S.:	93%
U.S. job placements facilitated by the Institute:	92%
Average age at entry:	25
Number of countries of origin:	22
Percent who are women:	55%
Candidates employed in U.S. reporting job offer data:	98%

Aggregate results for Classes of 2016 through 2019 reported as of July 1, 2019. Data included in this report are for non-U.S. citizens without permanent residency at time of enrollment.

## POSITIONS FILLED AT GRADUATION, 2016–2019

Analyst	Product Support Specialist
Analytics Consultant	Quantitative Finance Analyst
Associate Data Scientist (2)	Quantitative Model Developer
AVP, Credit Risk Analytics	Risk Analysis Specialist
Card Service Analyst/Project Manager	Risk Analyst
Consultant (4)	Senior Analyst, Supply Chain
Data Analyst	Senior Associate Analytical Consultant
Data Scientist (19)	Senior Associate Analytics Tester
Experienced Associate	Senior Consultant (10)
Finance Associate	Senior Data Scientist
Global Search Data Scientist	Senior Quantitative Finance Analyst
Lead Analyst	Staff Consultant (5)
Lead Business Intelligence Analyst	Statistical Analyst
Lead Marketing Analyst	Technical Account Manager
Marketing Data Analyst / Data Scientist	

### MAJOR TYPES OF POSITIONS AND AVERAGE BASE SALARIES



**COMPENSATION BY EXPERIENCE LEVEL  
INFLATION-ADJUSTED (2018\$)**

	ANNUAL BASE SALARY				SIGNING BONUS
	Total	Prior Work Experience			
		None	1-2 Years	3+ Years	
Mean	\$102,100	\$93,875	\$98,425	\$109,225	\$10,000
Maximum	\$136,000	\$120,000	\$120,325	\$136,000	\$25,000
75th Percentile	\$113,050	\$100,950	\$105,650	\$122,875	\$11,000
Median	\$100,000	\$93,385	\$99,700	\$110,000	\$10,000
25th Percentile	\$90,000	\$85,325	\$89,725	\$96,250	\$6,000
Minimum	\$73,250	\$75,000	\$73,250	\$80,000	\$1,500
N	60	11	24	25	87
% Reporting	98%	18%	40%	42%	145%

Notes: Data with respect to salaries and bonuses are self-reported by graduates (without anonymity) and whenever possible verified by employers in cases where placement is arranged by the Institute (i.e., most candidates). Data are made public here to guide prospective students and employers. Annual base salary figures do not include signing bonuses, relocation allowances or other forms of one-time compensation guaranteed upon signing. As a STEM-qualified degree, international MSA graduates are eligible for Optional Practical Training (OPT). Commencement is typically held on the first Saturday in May. DISCLAIMER: The Institute has a proven track record for placing graduates in the analytics profession, but it does not under any circumstance offer a guarantee of employment upon completion of the MSA degree.

## EMPLOYERS HIRING INTERNATIONAL ALUMNI, 2016-2019

Aberdeen (Wilton, CT)	Florida Blue (Jacksonville, FL)
Adidas (Herzogenaurach, Germany)	JP Morgan Chase (Columbus, OH)
Adobe (San Jose, CA)	LexisNexis (Raleigh, NC)
Advance Auto Parts (Raleigh, NC)	Mercado Libre (Buenos Aires, Argentina)
Ally Financial (Charlotte, NC)	Putnam Investments (Boston, MA)
Amazon (Seattle, WA)	PwC (Boston, MA)
Banco Bilbao Vizcaya Argentaria, S.A. (Madrid, Spain)	Red Hat (Raleigh, NC)
Bank of America (Charlotte, NC)	Red Ventures (Fort Mill, SC)
Chewy.com (Fort Lauderdale, FL)	SAS (Cary, NC)
CoreCompete (Durham, NC)	Synechron (Charlotte, NC)
<b>Deloitte</b> (various locations)	TD Bank (New York, NY)
<b>Elevate</b> (Ft. Worth, TX; San Diego, CA)	Teradata (Karachi, Pakistan)
<b>EY</b> (Charlotte, NC; New York, NY)	The Home Depot (Atlanta, GA)
Facebook (Palo Alto, CA)	Toshiba Global Commerce Solutions (Durham, NC)
<b>Fidelity</b> (Durham, NC; Boston, MA)	Zencos (Cary, NC)
<b>Fifth Third Bank</b> (Cincinnati, OH)	

**Bold** = Top-5 employers that succeeded in hiring four or more international candidates.

---

### Countries of Origin International Alumni, 2016-2019

---

1. Argentina	9. Ghana	17. Singapore
2. Australia	10. India	18. South Korea
3. Canada	11. Kyrgyzstan	19. Spain
4. China	12. Mexico	20. Taiwan
5. Costa Rica	13. Nepal	21. United Kingdom
6. Dominican Republic	14. Pakistan	22. Uzbekistan
7. Egypt	15. Peru	
8. Germany	16. Poland	

**COMPENSATION BY INDUSTRY SECTOR  
INFLATION-ADJUSTED (2018\$)**

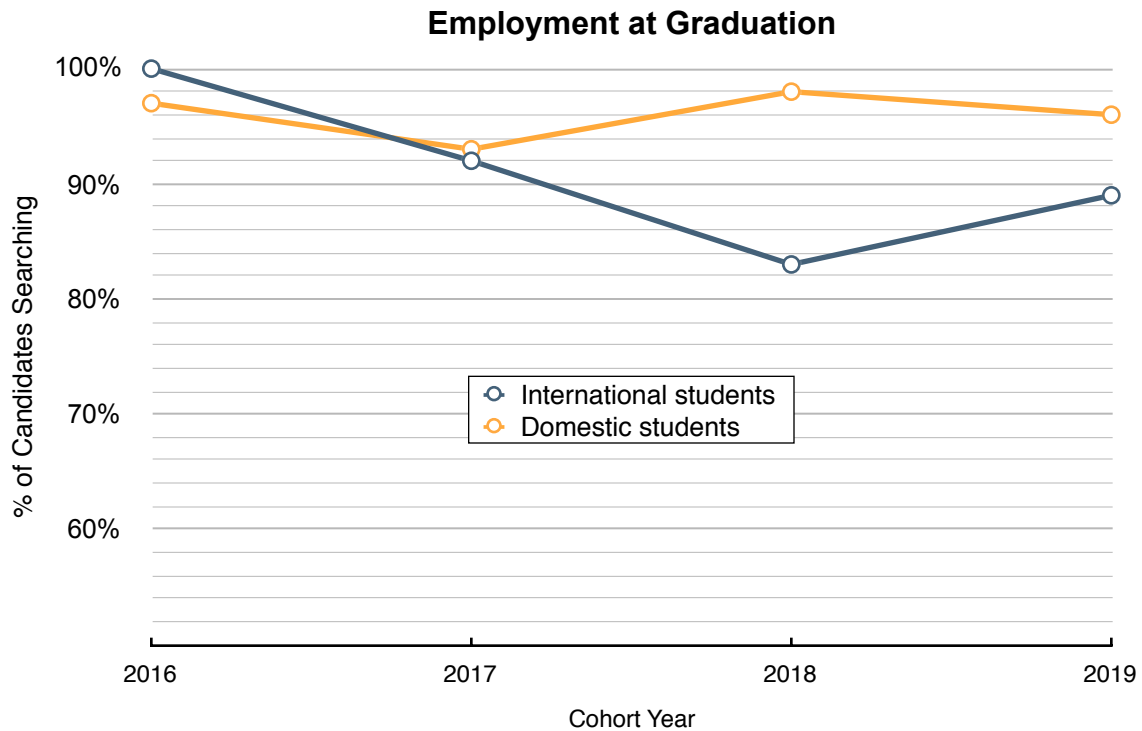
	ANNUAL BASE SALARY				
	All Sectors	Consulting	Financial	Technology	Other
Mean	\$102,100	\$99,500	\$107,975	\$97,225	*
Maximum	\$136,000	\$130,800	\$136,000	\$130,800	*
75th Percentile	\$113,050	\$105,000	\$120,000	\$98,300	*
Median	\$100,000	\$100,225	\$108,700	\$92,200	*
25th Percentile	\$90,000	\$84,550	\$93,975	\$90,000	*
Minimum	\$73,250	\$73,250	\$78,650	\$88,950	*
N	60	22	24	9	4

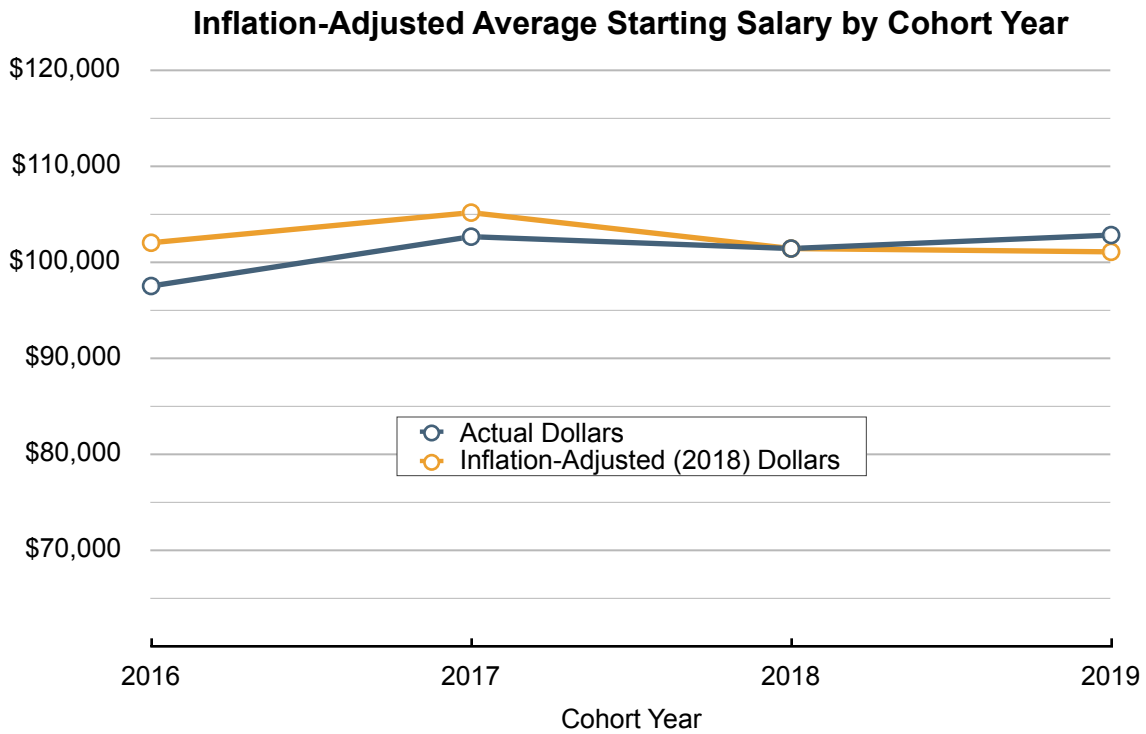
**COMPENSATION BY MAJOR POSITION CATEGORIES**

	ANNUAL BASE SALARY				
	All	Data Scientist	Analyst	Consultant	Manager
Mean	\$102,100	\$107,050	\$101,575	\$99,525	*
Maximum	\$136,000	\$130,800	\$136,000	\$130,800	*
75th Percentile	\$113,050	\$120,000	\$109,100	\$105,000	*
Median	\$100,000	\$103,200	\$96,250	\$100,225	*
25th Percentile	\$90,000	\$93,400	\$91,100	\$84,550	*
Minimum	\$73,250	\$88,950	\$78,650	\$73,250	*
N	60	21	15	22	1

**COMPENSATION BY AGE AND GENDER  
INFLATION-ADJUSTED (2018\$)**

	ANNUAL BASE SALARY					
	All	Age Brackets			Gender	
		20–24	25–29	30+	Men	Women
Mean	\$102,100	\$96,124	\$104,554	\$113,171	\$104,550	\$99,950
Maximum	\$136,000	\$120,000	\$130,788	\$136,019	\$136,000	\$125,000
75th Percentile	\$113,050	\$106,281	\$120,325	\$119,435	\$114,275	\$110,775
Median	\$100,000	\$93,385	\$100,000	\$113,045	\$100,250	\$99,150
25th Percentile	\$90,000	\$88,005	\$93,220	\$107,315	\$92,150	\$88,950
Minimum	\$73,250	\$73,241	\$80,000	\$89,635	\$78,650	\$73,250
N	60	23	29	7	28	32





**DISCLAIMER**

The Institute has a proven track record for placing graduates in the analytics profession, but it does not under any circumstance offer a guarantee of employment upon completion of the MSA degree.

Source URL: <http://analytics.ncsu.edu/reports/employment/international.pdf>

**NC STATE UNIVERSITY**