

MASTER OF SCIENCE IN ANALYTICS

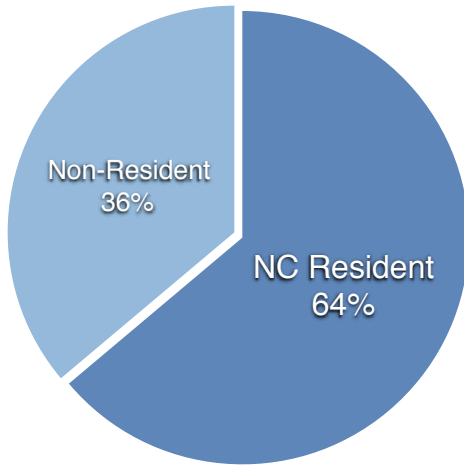
2020 ADMISSIONS REPORT

Applications for admission received:	1,131
Applicants offered admission:	151
Acceptance rate:	13%
Number of candidates enrolled:	119
Enrollment rate:	79%
U.S. citizens/permanent residents enrolled:	89%
North Carolina residents enrolled:	64%
Women enrolled:	45%
Countries of origin of enrolled students:	15
Average number of years since undergraduate degree:	2
Average undergraduate grade point average (GPA):	3.66
Graduated with academic honors:	71%
Previously employed full-time (3 or more years):	29%
Average age / median age:	26 / 24
Range in age:	21 – 50

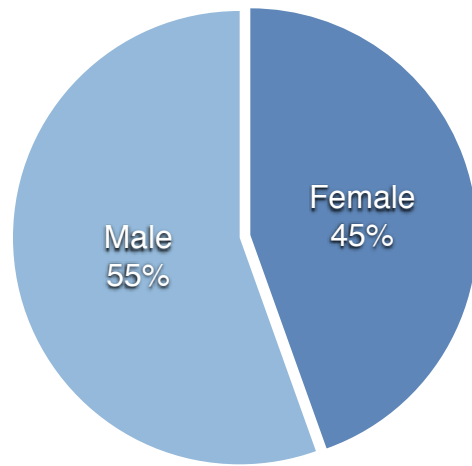
Admissions results for Class of 2020 reported as of June 21, 2019.

# DEMOGRAPHICS

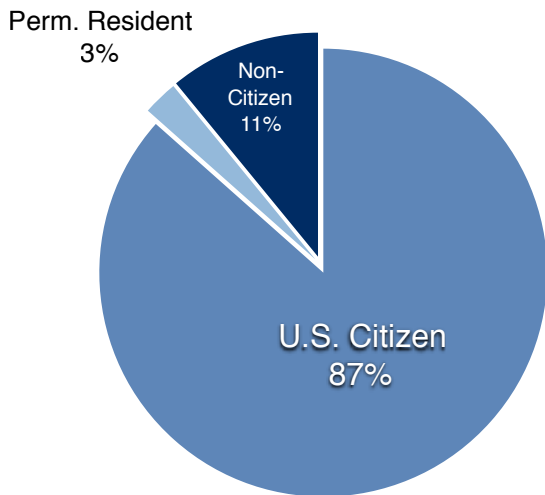
## RESIDENCY



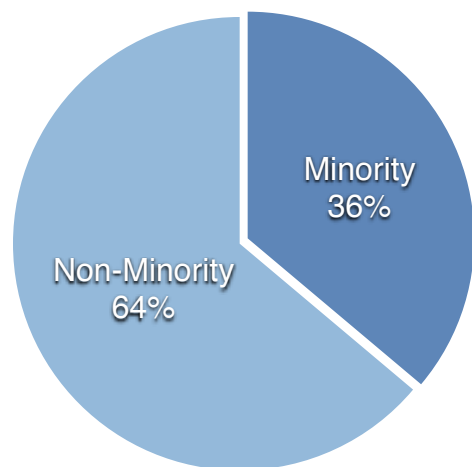
## GENDER



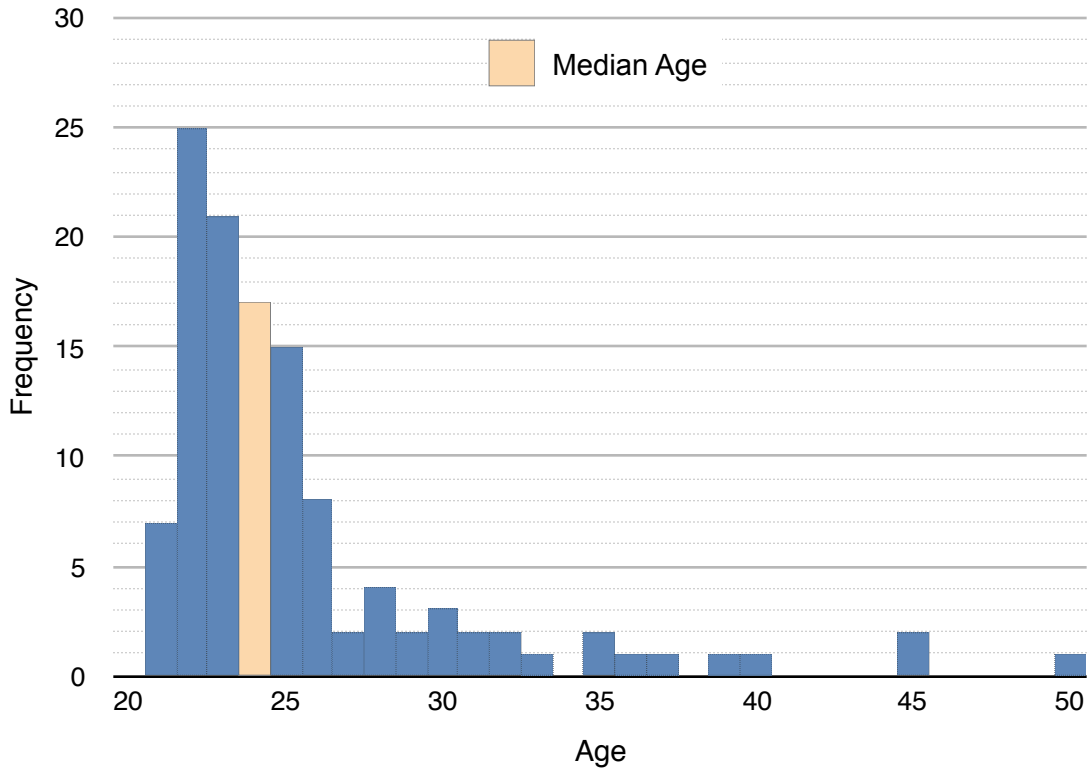
## CITIZENSHIP



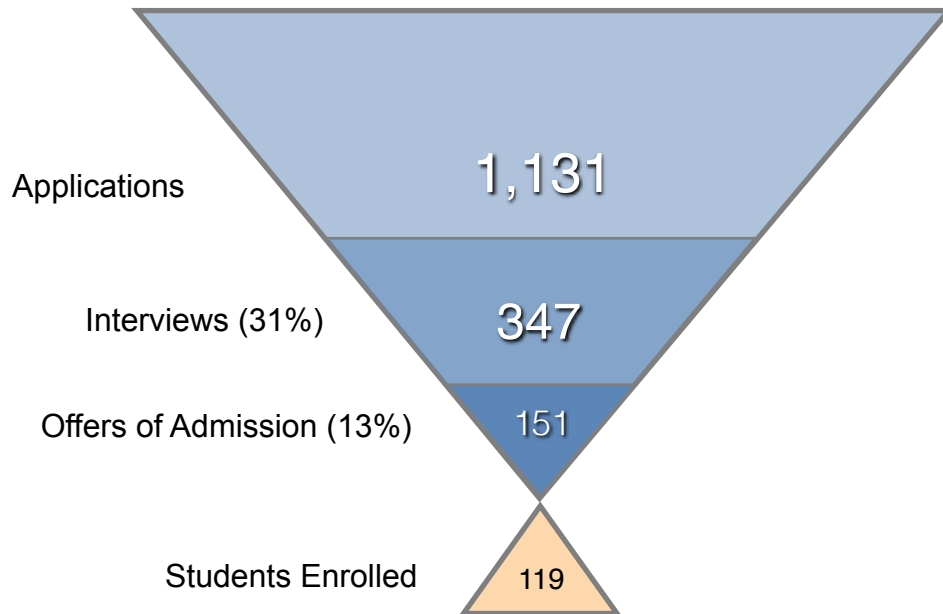
## MINORITY STUDENTS



### AGE DISTRIBUTION



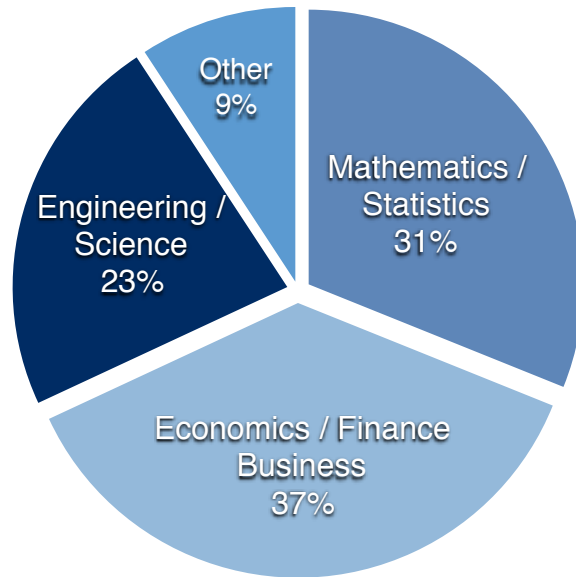
### ADMISSIONS FUNNEL



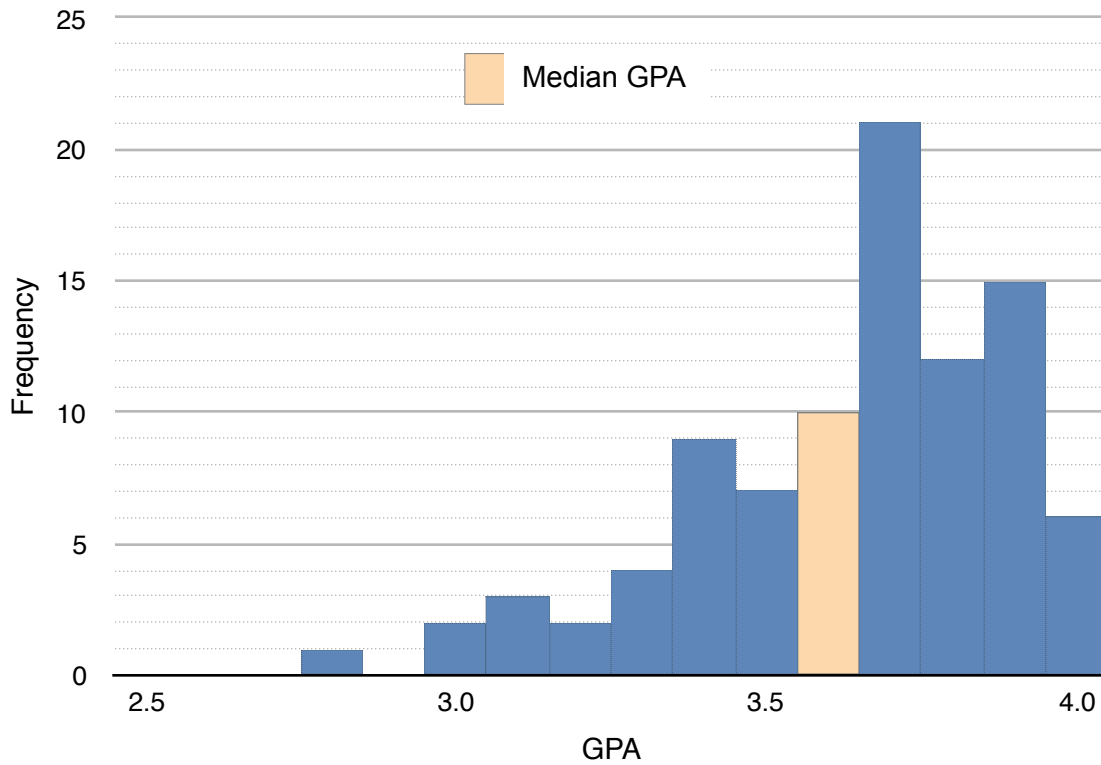
## UNDERGRADUATE SCHOOLS ATTENDED

Adelphi University	Shivaji University
Ain Shams University	Spring Hill College
Appalachian State University	State University of New York at Binghamton
Brigham Young University	State University of New York at Cortland
California Lutheran University	State University of New York at Geneseo
Clafin University	Texas A&M University
Clemson University	Tianjin Foreign Studies University
Colorado College	Trident University International
Cornell University	University of Cincinnati
Duke University	University of Colorado at Denver
Duquesne University	University of Denver
East Carolina University	University of Florida
Edinboro University of Pennsylvania	University of Georgia
Egerton University	University of Illinois at Urbana-Champaign
Elon University	University of Iowa
Emory University	University of Maryland at College Park
Franklin and Marshall College	University of Massachusetts at Amherst
Grand Valley State University	University of New Hampshire
Ithaca College	University of North Carolina at Chapel Hill
Jacksonville University	University of North Carolina at Charlotte
Loyola University Maryland	University of North Carolina at Wilmington
Meredith College	University of Northern Iowa
Ming Chi University of Technology	University of South Carolina
Nanjing University	University of Wisconsin at Madison
National Institute of Technology Karnataka	Wake Forest University
National Taiwan University	Warsaw School of Economics
North Carolina State University	William Peace University
Ramnarain Ruia College	Wofford College
Rutgers University	Worcester Polytechnic Institute
Saginaw Valley State University	Wright State University
San Diego State University	

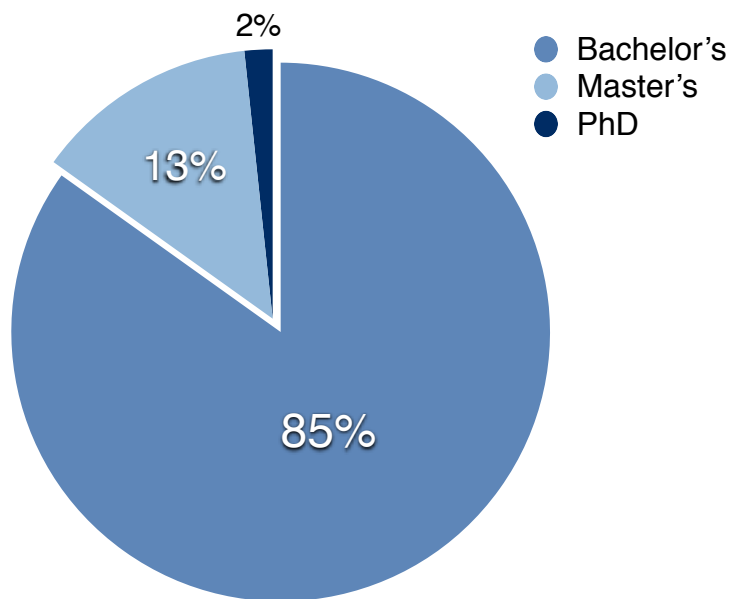
### UNDERGRADUATE MAJOR



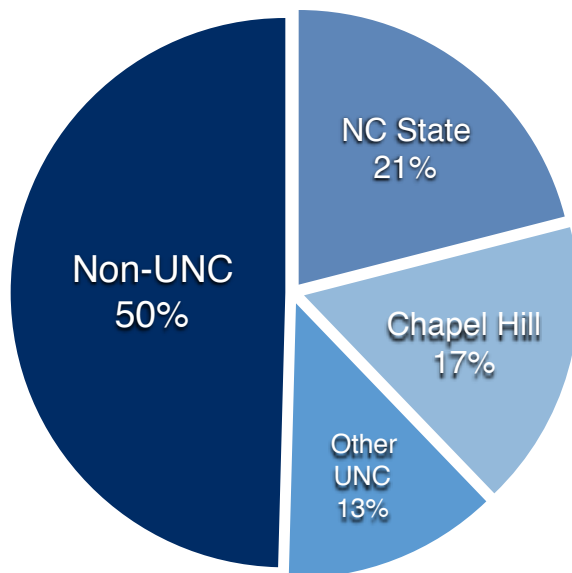
### GRADE POINT AVERAGE (GPA) DISTRIBUTION



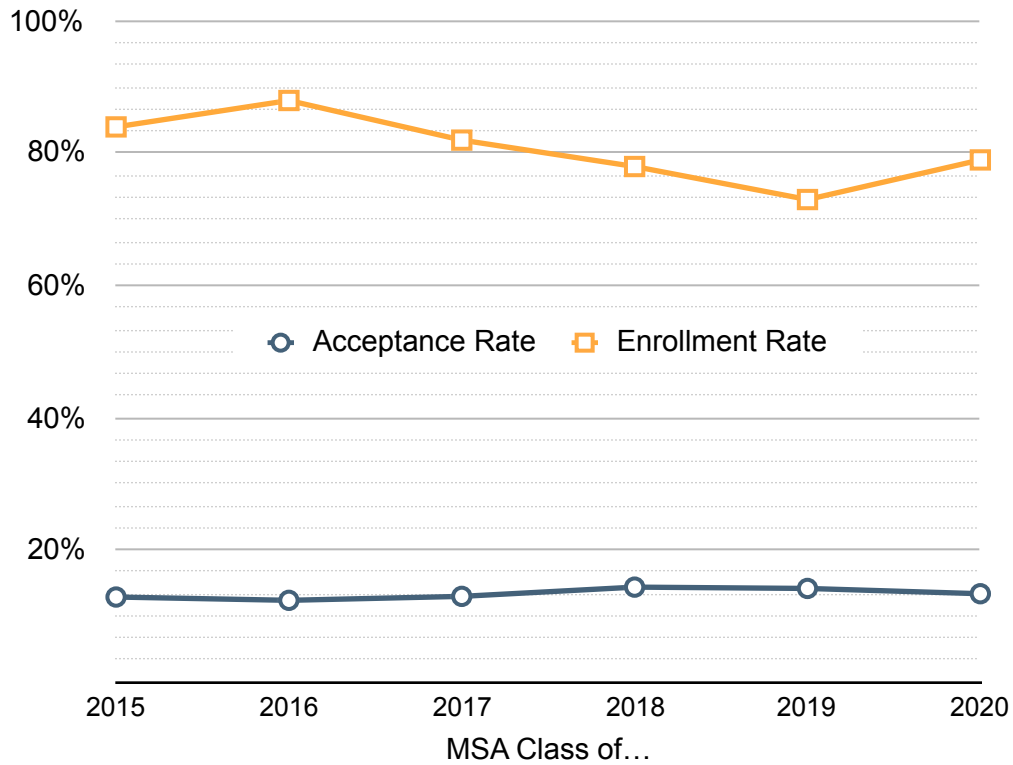
### HIGHEST DEGREE ATTAINMENT



### UNC SYSTEM GRADUATES



## RECENT TRENDS IN ACCEPTANCE RATE AND ENROLLMENT RATE

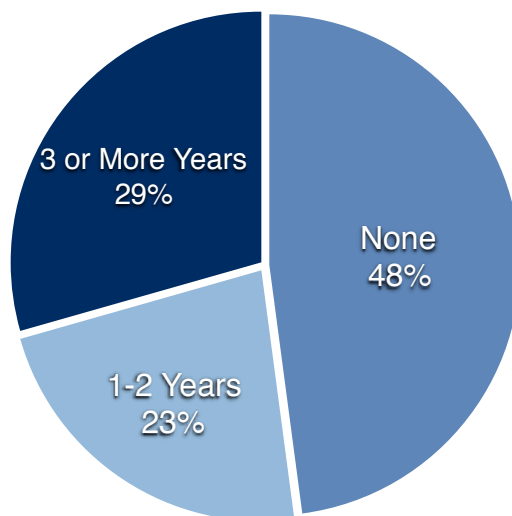


### Countries of Origin – MSA Class of 2020

- |   |   |
|---|---|
| <ul style="list-style-type: none"> <li>• China</li> <li>• Egypt</li> <li>• Ethiopia</li> <li>• India</li> <li>• Jordan</li> <li>• Kenya</li> <li>• Nigeria</li> <li>• Pakistan</li> </ul> | <ul style="list-style-type: none"> <li>• Poland</li> <li>• South Korea</li> <li>• Taiwan</li> <li>• Ukraine</li> <li>• United Kingdom</li> <li>• U.S.A.</li> <li>• Vietnam</li> </ul> |
|---|---|



## PRIOR WORK EXPERIENCE



ADMISSIONS TIMETABLE	
Applications open:	June 1
1st round application deadline for domestic candidates:	November 1
Priority application deadline for International candidates:	December 15
2nd round application deadline for domestic candidates:	February 1
Final application deadline for International candidates:	February 15
3rd round application deadline for domestic candidates:	April 1
Program begins for Class of 2021:	June 2020

## DIRECTOR'S CERTIFICATION

The admissions results referred to above present fairly, in all material respects, the academic profile of the Institute's students at matriculation as of June 21, 2019 in conformity with principles generally accepted among universities in the United States of America.

CERTIFIED

Dr. Michael Rappa  
Institute Director

Source URL: [analytics.ncsu.edu/reports/admission/MSA2020.pdf](http://analytics.ncsu.edu/reports/admission/MSA2020.pdf)

**NC STATE UNIVERSITY**