

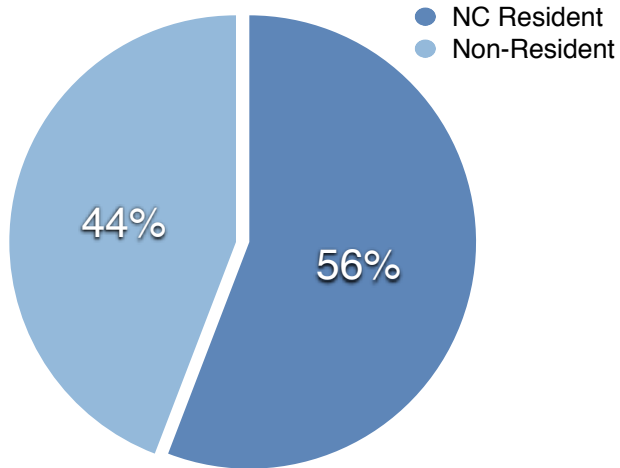
MASTER OF SCIENCE IN ANALYTICS ADMISSIONS REPORT – CLASS OF 2017

ADMISSIONS SUMMARY	
Applications for admission received:	1,140
Applicants offered admission:	147
Acceptance rate:	12.9%
Number of candidates enrolled:	120
Enrollment rate:	81.6%
U.S. citizens/permanent residents enrolled:	90%
North Carolina residents enrolled:	56%
Women enrolled:	43%
Countries of origin of enrolled students:	19
Number of years since undergraduate degree:	4
Average undergraduate grade point average (GPA):	3.63
Graduated with academic honors:	66%
Previously employed full-time (3 or more years):	45%
Average age / median age:	26 / 24
Range in age:	21 – 51

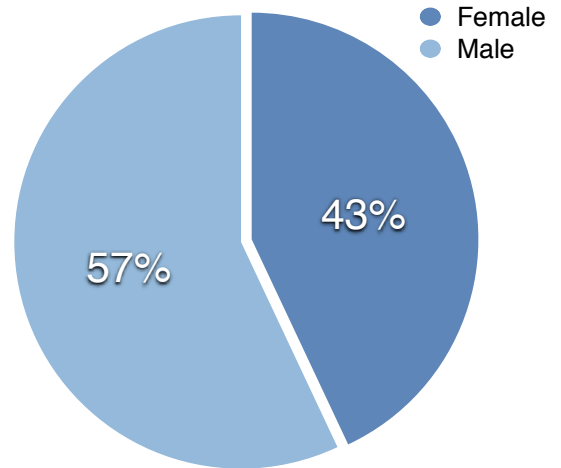
Admissions results for Class of 2017 reported as of June 21, 2016.

BASIC DEMOGRAPHICS – MSA CLASS OF 2017

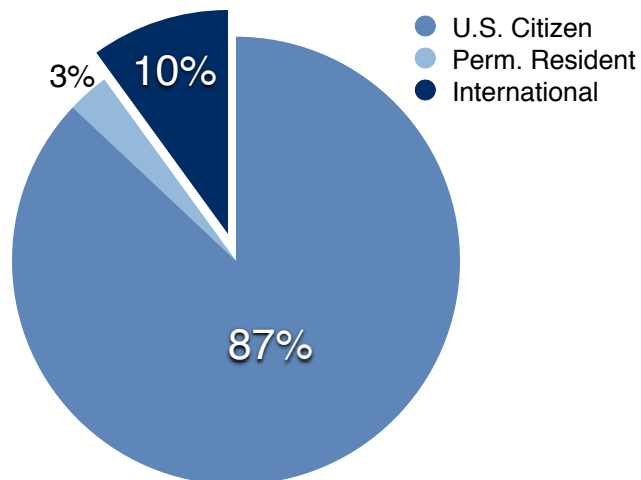
RESIDENCY



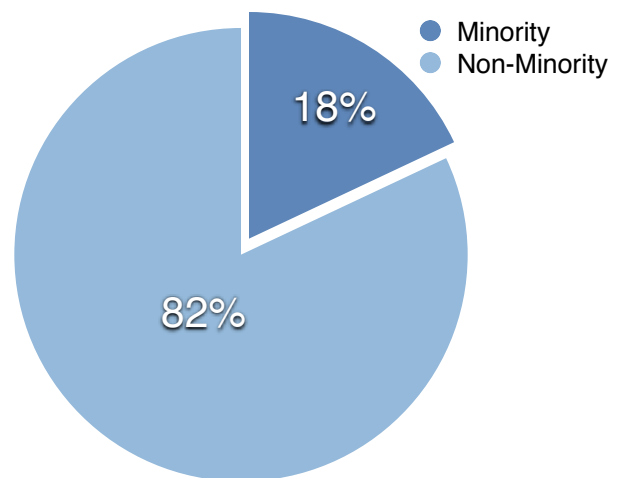
GENDER



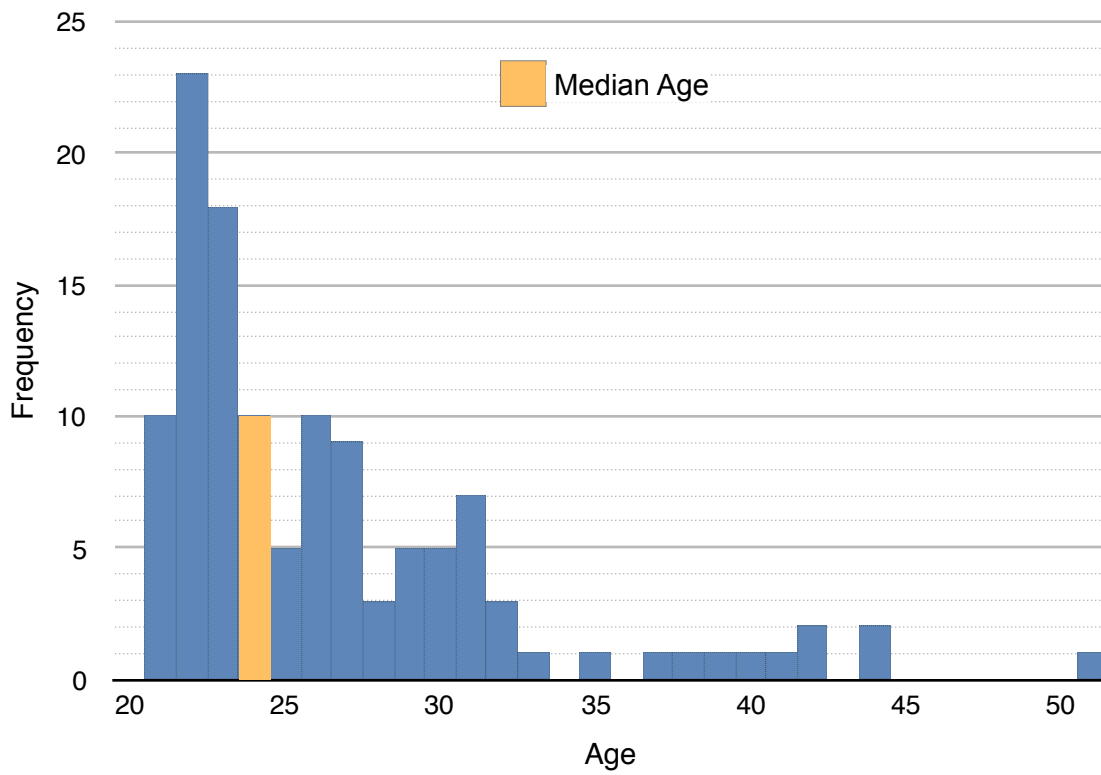
CITIZENSHIP



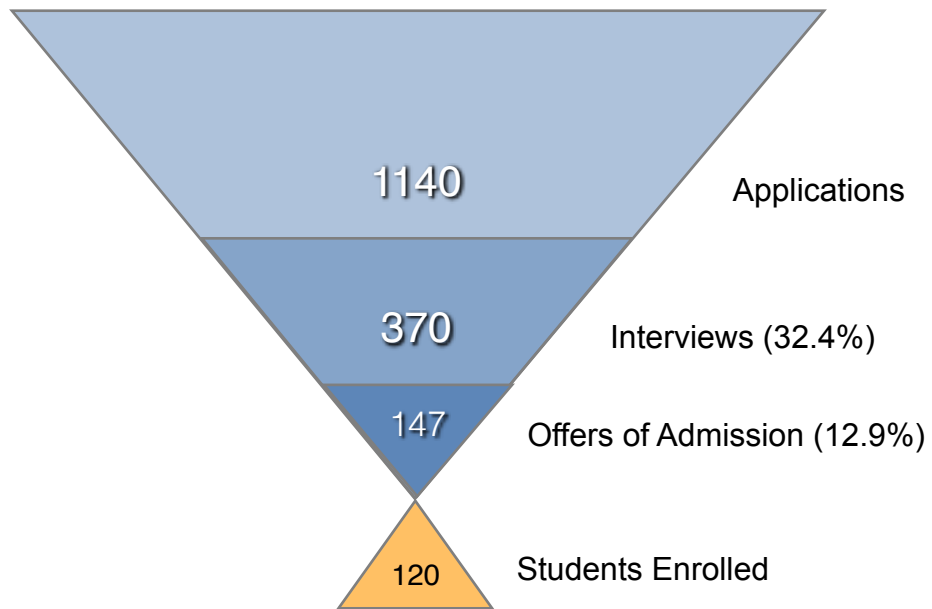
MINORITY STUDENTS



AGE DISTRIBUTION



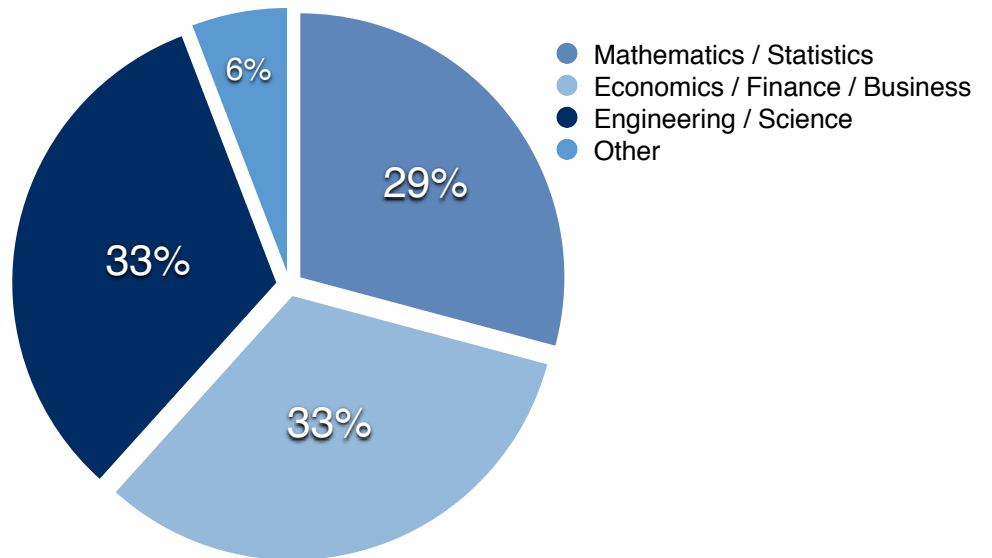
ADMISSIONS FUNNEL – MSA CLASS OF 2017



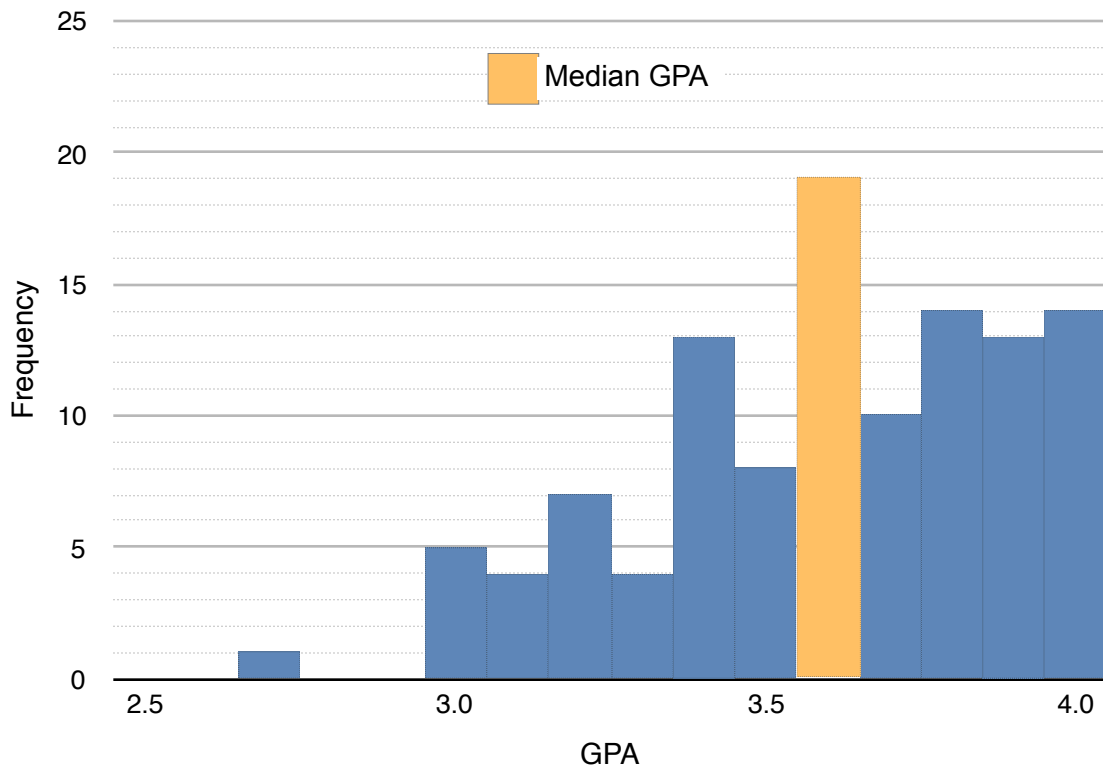
**UNDERGRADUATE SCHOOLS ATTENDED
MSA CLASS OF 2017**

Abilene Christian University	Seattle University
Ashland University	Shanghai Jiao Tong University
Brandeis University	St. Andrew's Presbyterian College
Brigham Young University	Stonehill College
Brown University	SUNY College at Buffalo
Bryn Mawr College	United States Military Academy at West Point
Campbell University	United States Naval Academy
Canisius College	Universidad de Navarra
Clemson University	University of Arizona
College of Charleston	University of California at Berkeley
College of William and Mary	University of California at Santa Barbara
Cornell University	University of Central Arkansas
Davidson College	University of Connecticut
Drexel University	University of Georgia at Athens
Duke University	University of Illinois at Chicago
East Carolina University	University of Lucknow
Elon University	University of Maryland at College Park
Emory University	University of Massachusetts at Amherst
Furman University	University of New Hampshire at Durham
Grinnell College	University of North Carolina at Chapel Hill
Harvard University	University of North Carolina at Charlotte
Instituto Tecnológico de Santo Domingo	University of North Carolina at Greensboro
Jawaharlal Nehru Technological University	University of North Carolina at Wilmington
Johns Hopkins University	University of Notre Dame
Kalamazoo College	University of Piraeus
Marymount University	University of Queensland
Mercer University	University of Richmond
Monmouth University	University of South Florida
National University of Tres de Febrero	University of Texas at Austin
North Carolina A&T University	University of Vermont
North Carolina State University	Utah State University
Northwestern University	Vienna University of Economics
Oklahoma State University at Stillwater	Virginia Tech
Old Dominion University	Washington University in St. Louis
Rensselaer Polytechnic Institute	West Virginia University
Rice University	Western Carolina University
Roanoke College	Worcester Polytechnic Institute

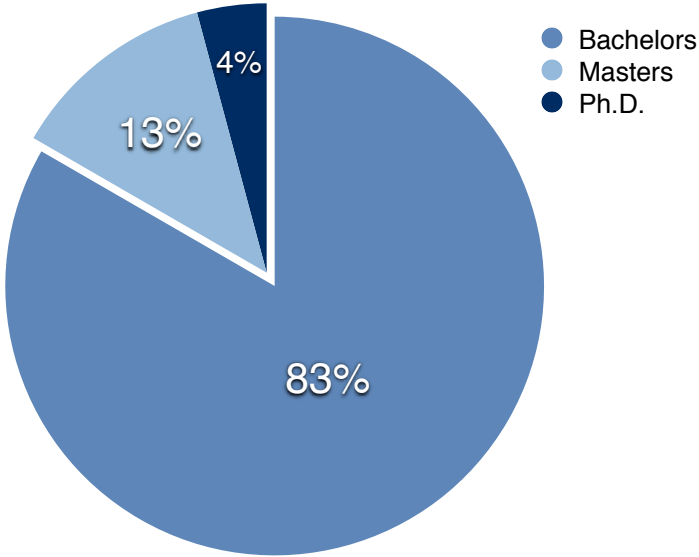
**UNDERGRADUATE MAJOR
MSA CLASS OF 2017**



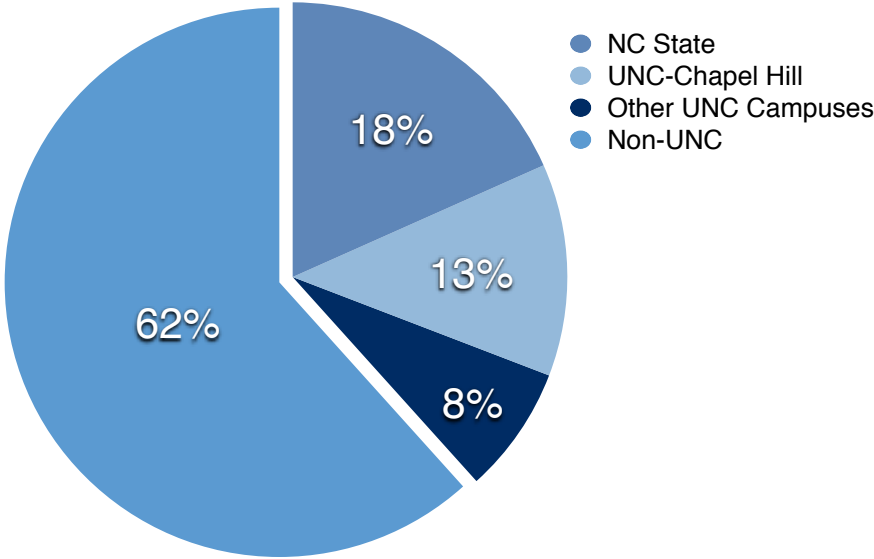
**GRADE POINT AVERAGE (GPA) DISTRIBUTION
MSA CLASS OF 2017**



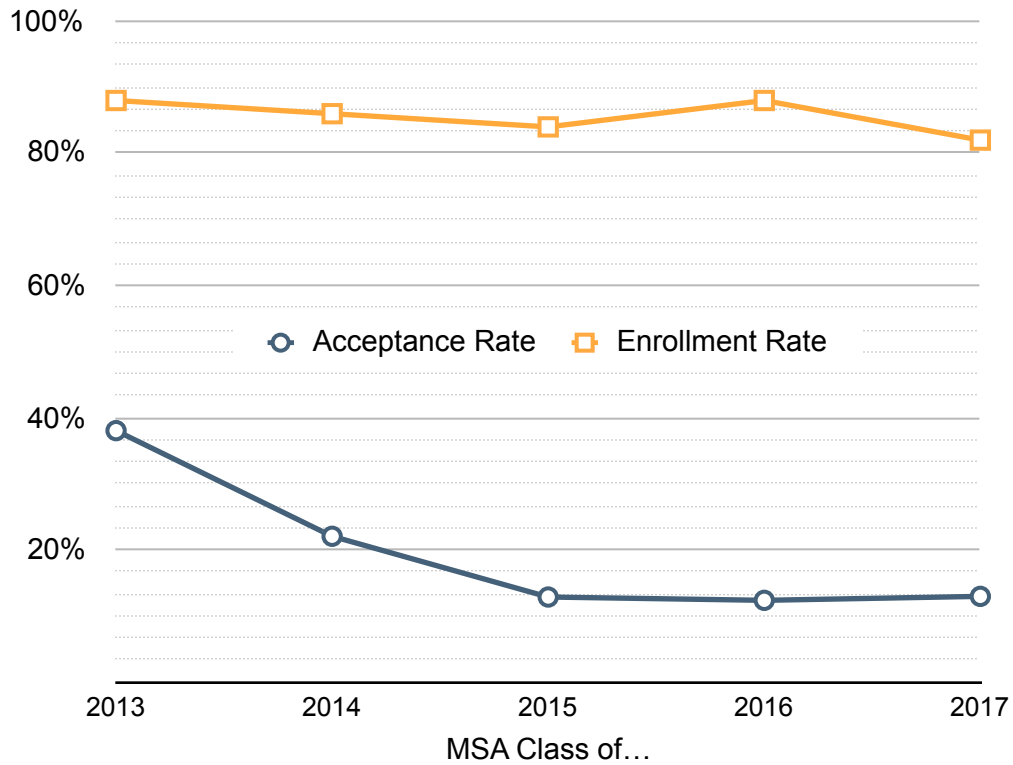
**HIGHEST DEGREE ATTAINMENT
MSA CLASS OF 2017**



**UNC SYSTEM GRADUATES
MSA CLASS OF 2017**



RECENT TRENDS IN ACCEPTANCE RATE AND ENROLLMENT RATE

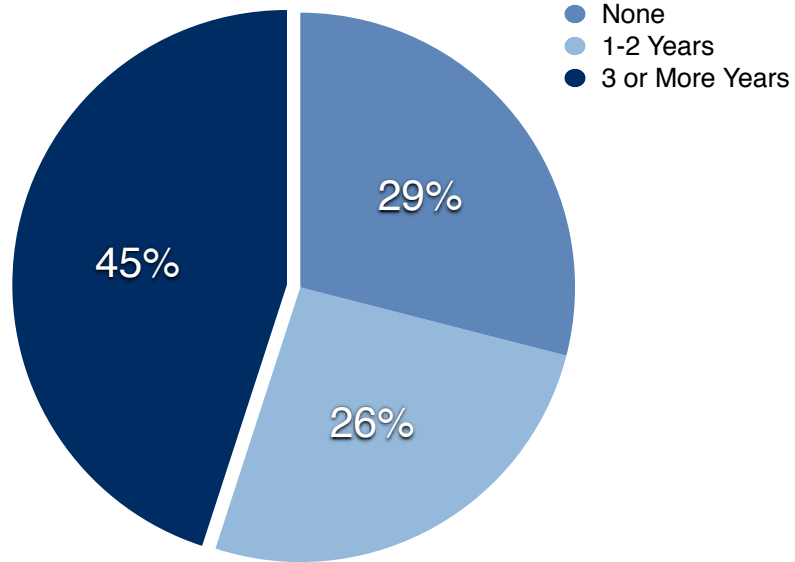


COUNTRIES OF ORIGIN MSA CLASS OF 2017

- | | |
|--|---|
| <ul style="list-style-type: none"> • Argentina • Australia • Canada • China • Dominican Republic • Germany • Greece • Ghana • India • Mexico | <ul style="list-style-type: none"> • Peru • Poland • Republic of Korea • Russia • Singapore • Spain • United Kingdom • U.S.A. • Uzbekistan |
|--|---|



**PRIOR WORK EXPERIENCE
MSA CLASS OF 2017**



ADMISSIONS TIMETABLE – MSA CLASS OF 2018	
Applications open	June 1
1st round decisions by:	December 1
International student application deadline:	December 15
2nd round application deadline:	February 1
2nd round decisions completed:	March 15
Final round application deadline:	April 1
Final round decisions completed:	May 15
Program begins:	June 2017

Source URL: analytics.ncsu.edu/reports/admission/MSA2017.pdf

<http://analytics.ncsu.edu>

NC STATE UNIVERSITY