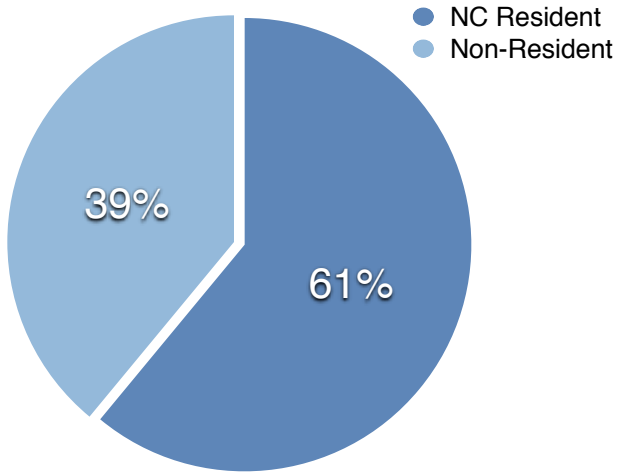


## MASTER OF SCIENCE IN ANALYTICS ADMISSIONS REPORT – CLASS OF 2013

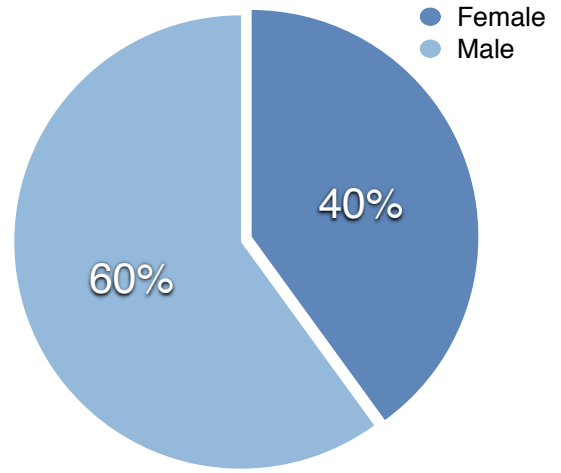
ADMISSIONS SUMMARY	
Applications for admission received:	272
Applicants offered admission:	96
Acceptance rate:	35%
Number of candidates enrolled:	84
Enrollment rate:	88%
U.S. citizens/permanent residents enrolled:	83%
North Carolina residents enrolled:	61%
Women enrolled:	40%
Countries of origin of enrolled students:	13
Number of years since undergraduate degree:	6
Average undergraduate grade point average (GPA):	3.42
Graduated with academic honors:	36%
Previously employed full-time (3 or more years):	65%
Average age / median age:	29 / 26
Range in age:	21 – 52
Admissions results reported as of June 15, 2012.	

## BASIC DEMOGRAPHICS – MSA CLASS OF 2013

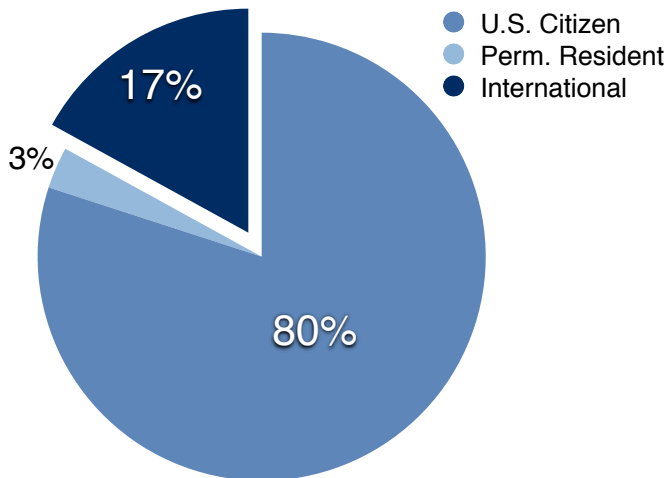
### RESIDENCY



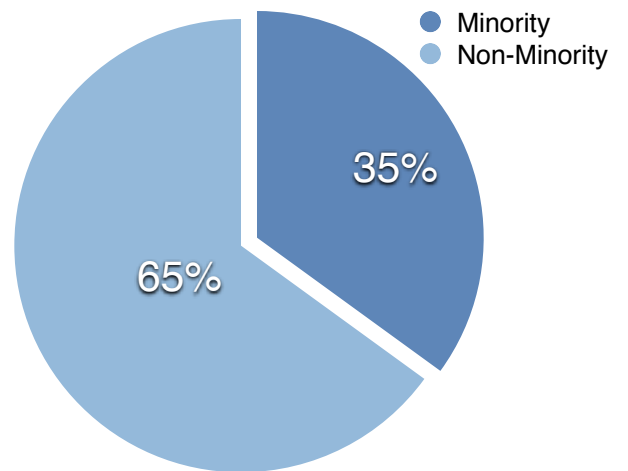
### GENDER



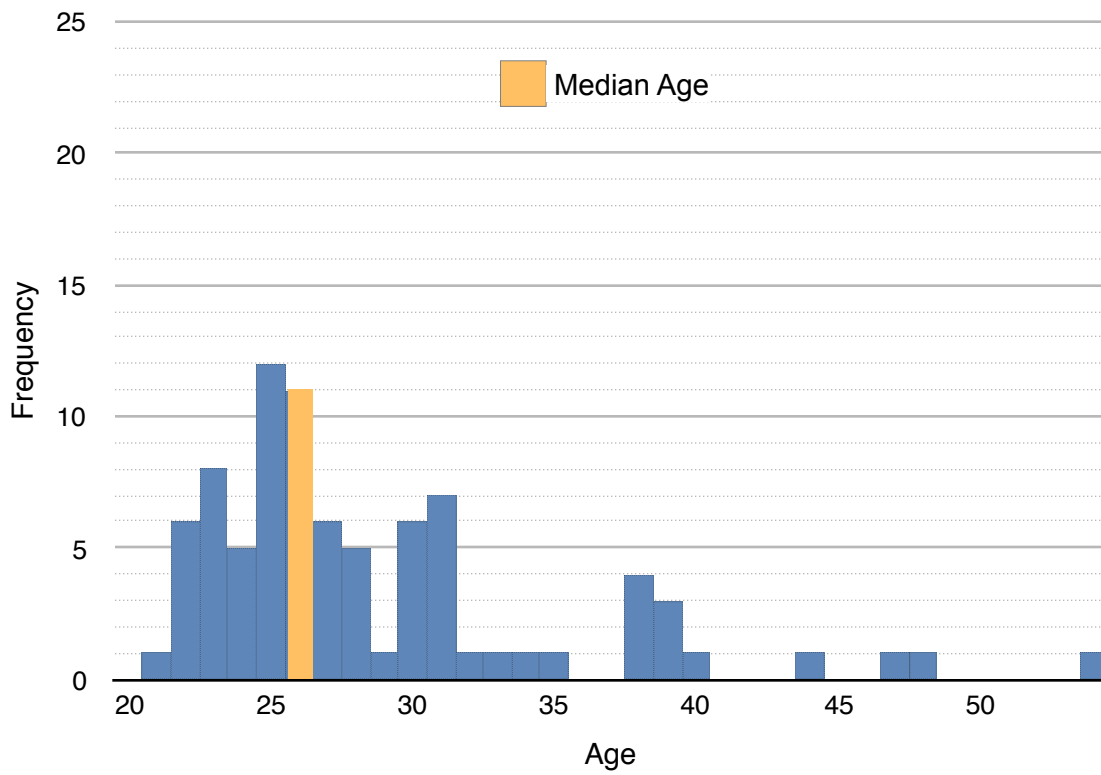
### CITIZENSHIP



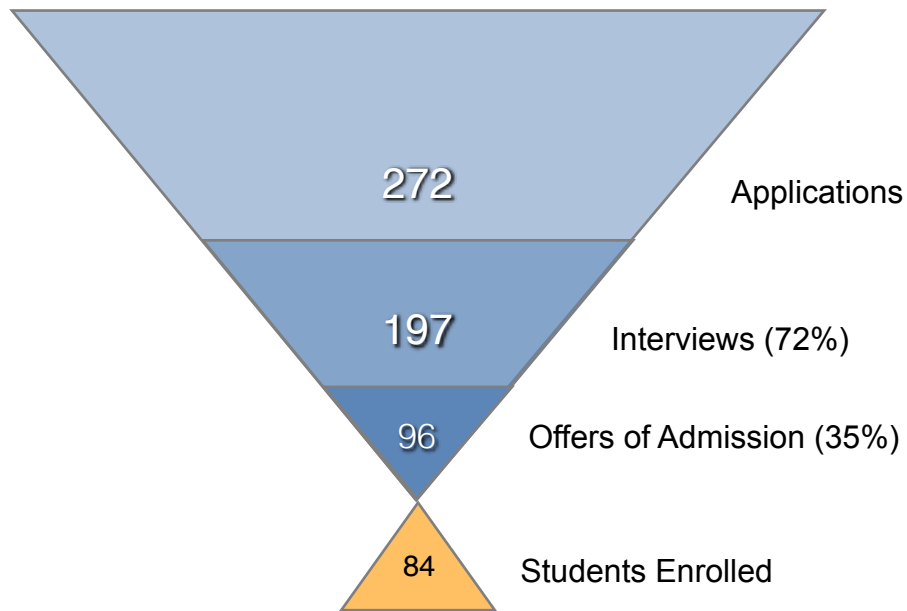
### MINORITY STUDENTS



### AGE DISTRIBUTION – MSA CLASS OF 2013



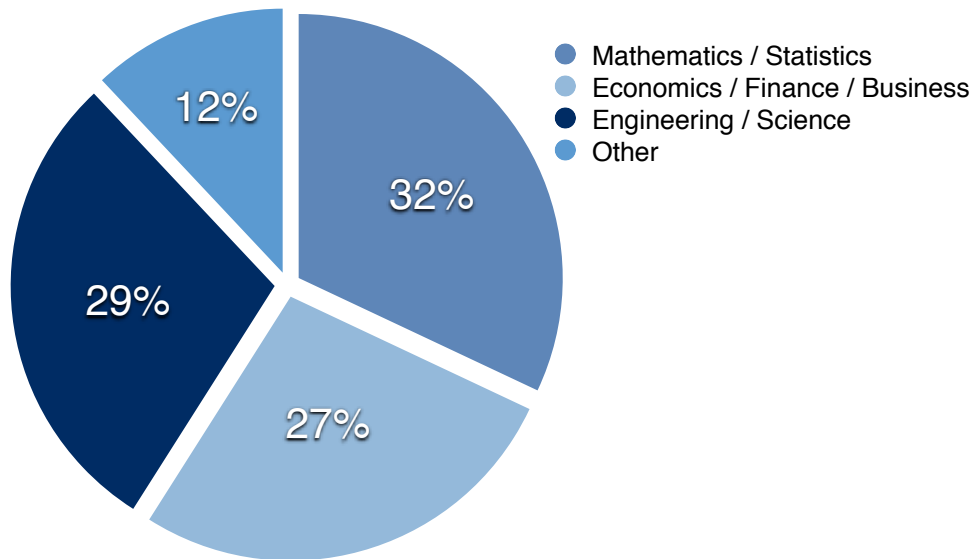
### ADMISSIONS FUNNEL – MSA CLASS OF 2013



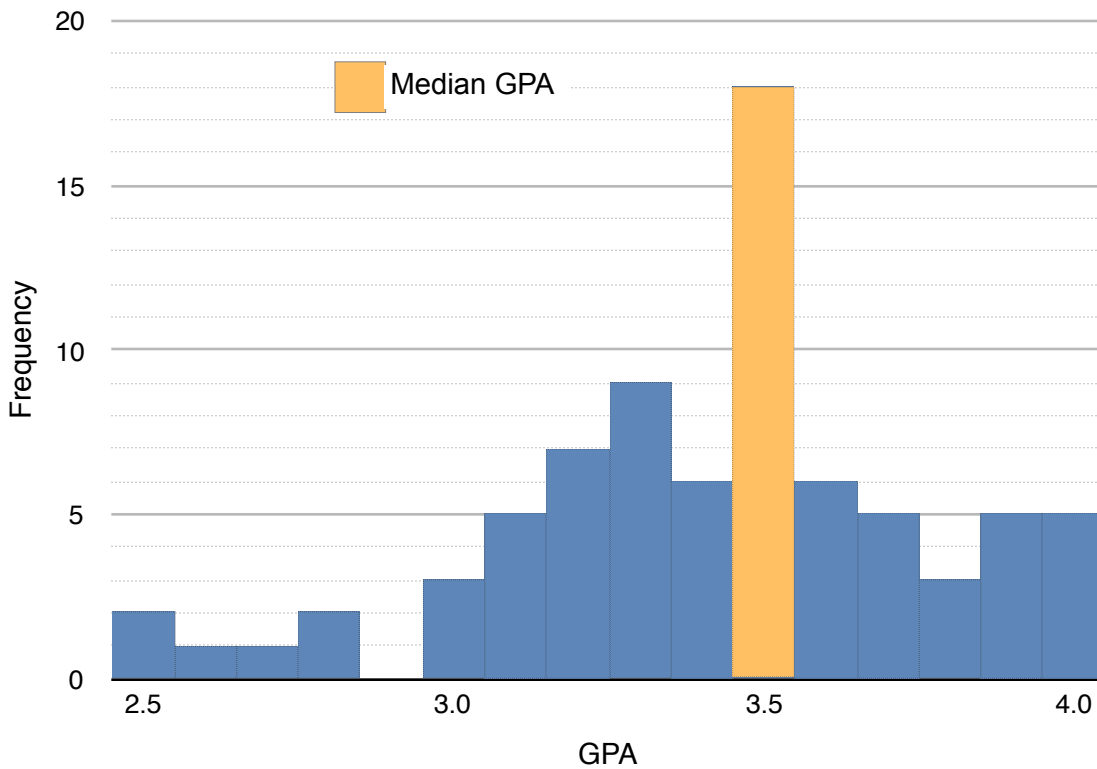
**UNDERGRADUATE SCHOOLS ATTENDED  
MSA CLASS OF 2013**

Appalachian State University	Queen's University Ontario, Canada
Baruch College	St Louis University
Baylor University	The Citadel
Beijing Normal University, China	Tongji University, China
Brigham Young University Utah	Transylvania University
California Polytechnic State University	Trinity University
California State University Sacramento	Tsinghua University, China
College of William and Mary	Union College
Duke University	Universidad of the Andes, Colombia
Earlham College	Université Libre de Bruxelles, Belgium
East Carolina University	University of Allahabad, India
Elizabeth City State University	University of California Los Angeles
Elon University	University of Central Florida
Huazhong University, China	University of Costa Rica
Hunter College	University of Delhi, India
Indian Institute of Technology Roorkee	University of Florida
Indiana University Bloomington	University of Miami
Istanbul Technical University, Turkey	University of New Hampshire
Kerala University, India	University of North Carolina Chapel Hill
Maharaja Sayajirao University, India	University of North Carolina Greensboro
Michigan State University	University of Toledo
Mumbai University, India	University of Virginia
Nagarjuna University, India	Virginia Commonwealth University
Nanjing University, China	Visvesvaraya National Institute of Tech
NC State University	Wake Forest University
Ningbo University	Wheaton College
Northwestern University	Yerevan State University, Armenia
Pennsylvania State University	Zhejiang University, China

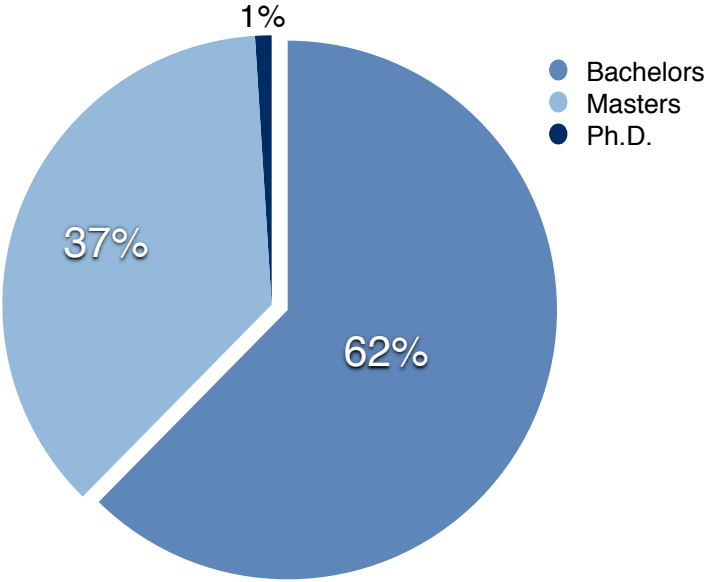
**UNDERGRADUATE MAJOR  
MSA CLASS OF 2013**



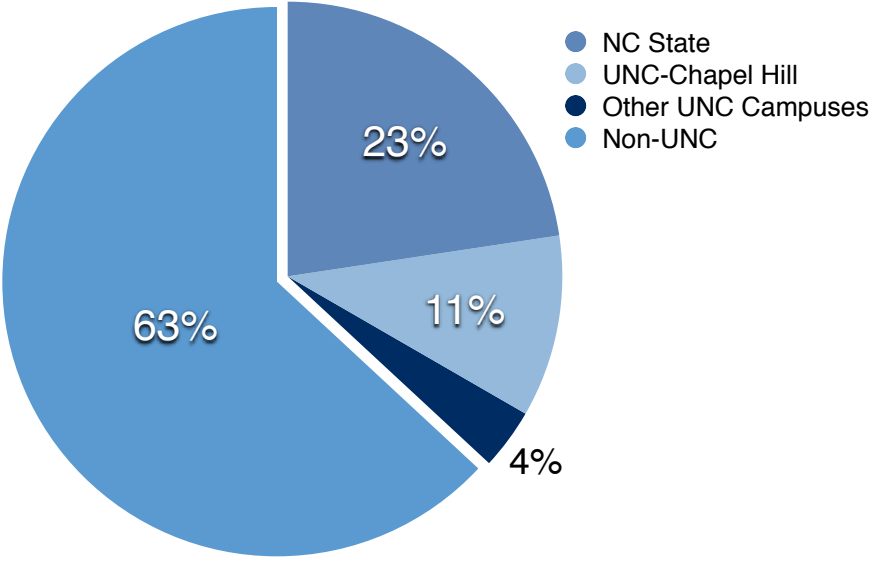
**GRADE POINT AVERAGE (GPA) DISTRIBUTION  
MSA CLASS OF 2013**



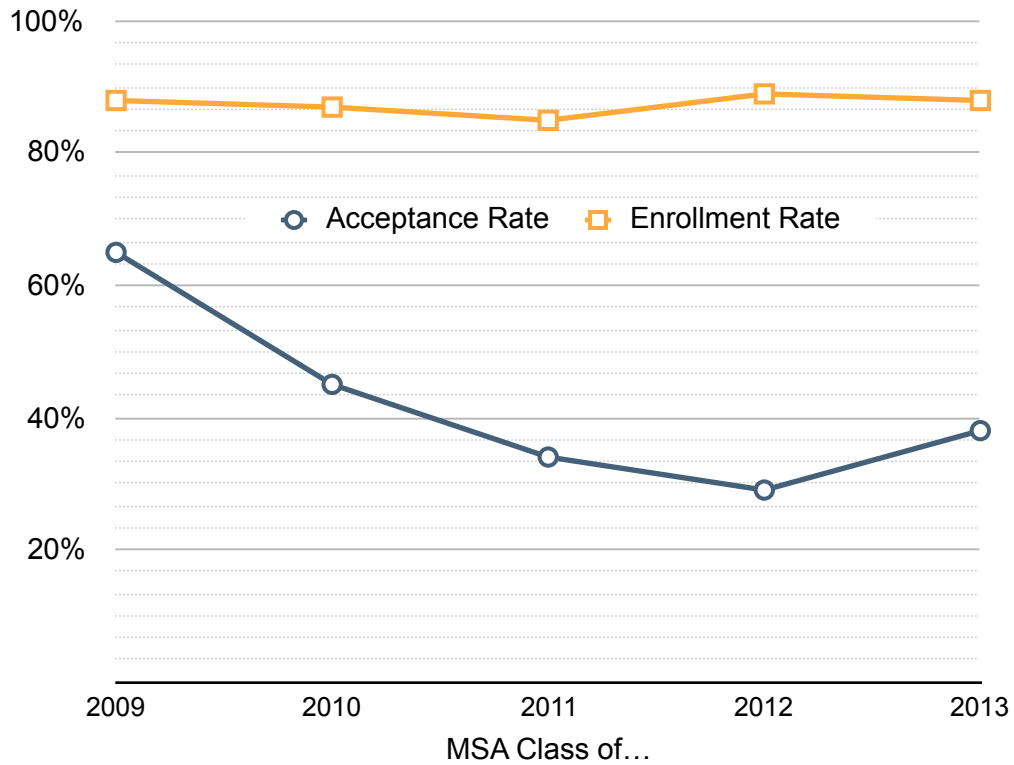
**HIGHEST DEGREE ATTAINMENT  
MSA CLASS OF 2013**



**UNC SYSTEM GRADUATES  
MSA CLASS OF 2013**



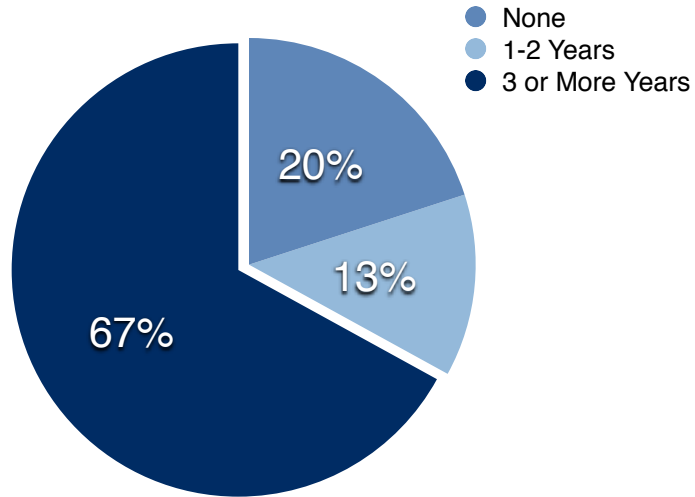
### RECENT TRENDS IN ACCEPTANCE RATE AND ENROLLMENT RATE



**COUNTRIES OF ORIGIN  
MSA CLASS OF 2013**

- Armenia
- Nicaragua
- Belgium
- Russia
- Canada
- Taiwan
- China
- Turkey
- Colombia
- U.K.
- Costa Rica
- U.S.A.
- India

**PRIOR WORK EXPERIENCE  
MSA CLASS OF 2013**



<b>ADMISSIONS TIMETABLE – MSA CLASS OF 2013</b>	
Applications open	June 1
1st round decisions by:	December 1
International student application deadline:	December 15
2nd round application deadline:	February 1
2nd round decisions completed:	March 15
Final round application deadline:	April 1
Final round decisions completed:	May 15
Program begins:	June 2012

Source URL: [analytics.ncsu.edu/reports/admission/MSA2013.pdf](http://analytics.ncsu.edu/reports/admission/MSA2013.pdf)

<http://analytics.ncsu.edu>

**NC STATE UNIVERSITY**