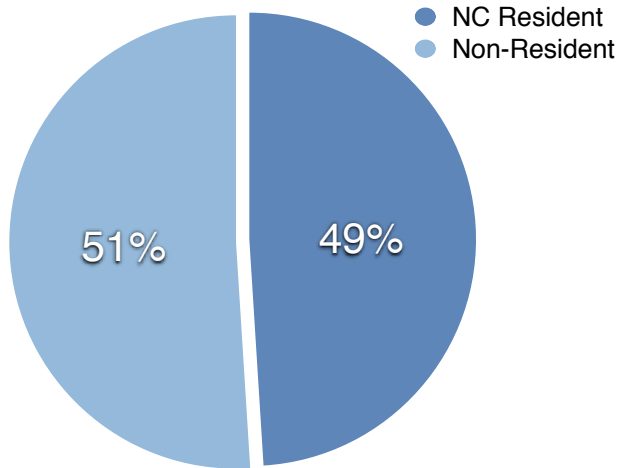


MASTER OF SCIENCE IN ANALYTICS ADMISSIONS REPORT – CLASS OF 2009

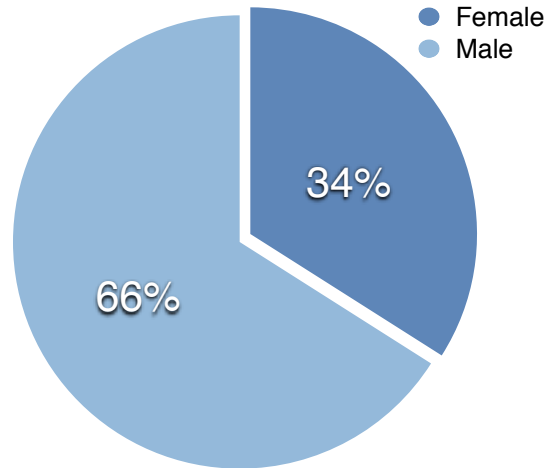
ADMISSIONS SUMMARY	
Applications for admission received:	62
Applicants offered admission:	40
Acceptance rate:	65%
Number of candidates enrolled:	35
Enrollment rate:	88%
U.S. citizens/permanent residents enrolled:	63%
North Carolina residents enrolled:	49%
Women enrolled:	34%
Countries of origin of enrolled students:	10
Number of years since undergraduate degree:	3
Average undergraduate grade point average (GPA):	3.41
Graduated with academic honors:	31%
Previously employed full-time (3 or more years):	54%
Average age / median age:	29 / 27
Range in age:	22 – 51
Admissions results reported as of June 15, 2008.	

BASIC DEMOGRAPHICS – MSA CLASS OF 2009

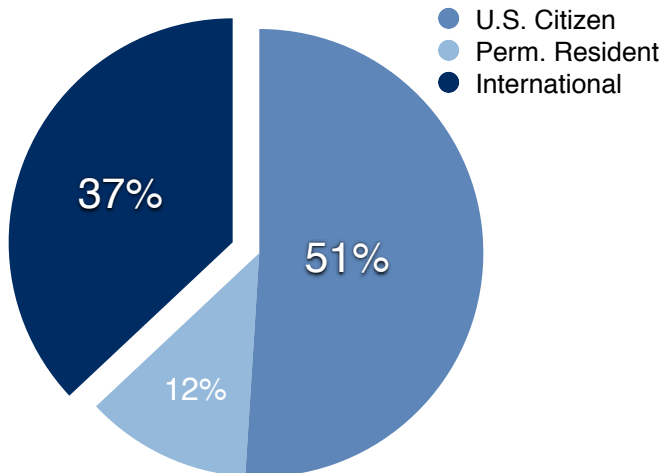
RESIDENCY



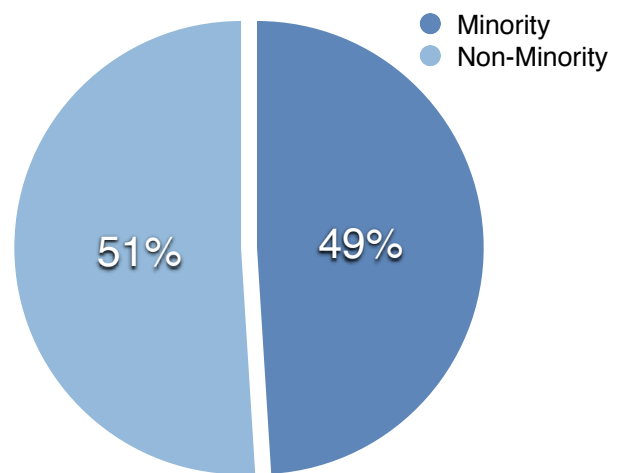
GENDER



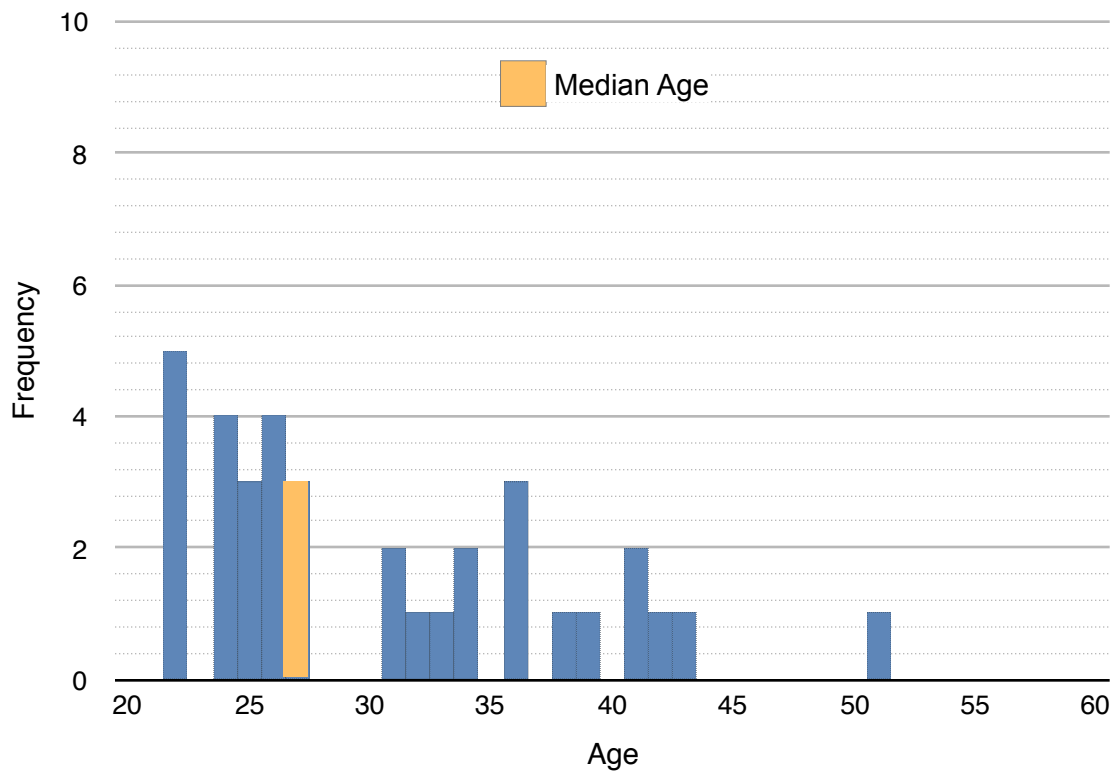
CITIZENSHIP



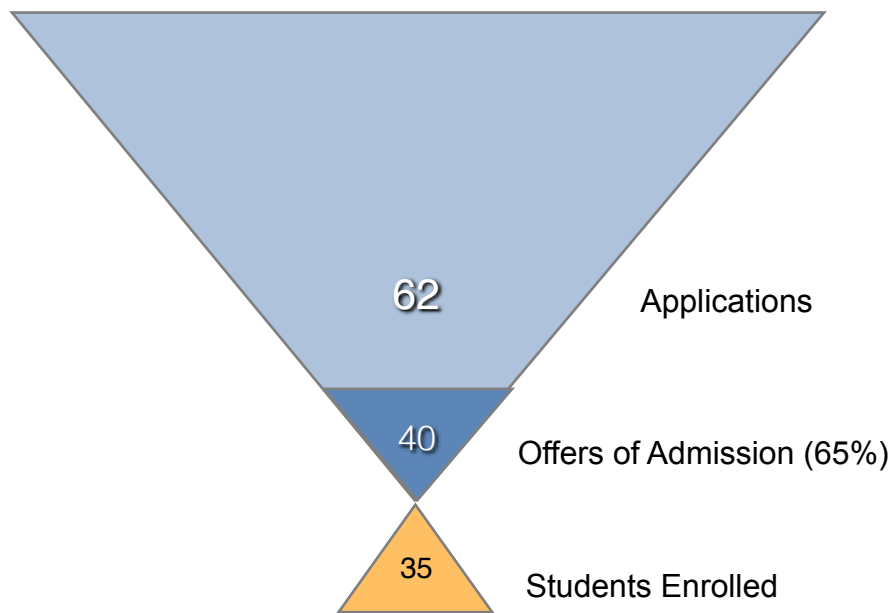
MINORITY STUDENTS



AGE DISTRIBUTION – MSA CLASS OF 2009



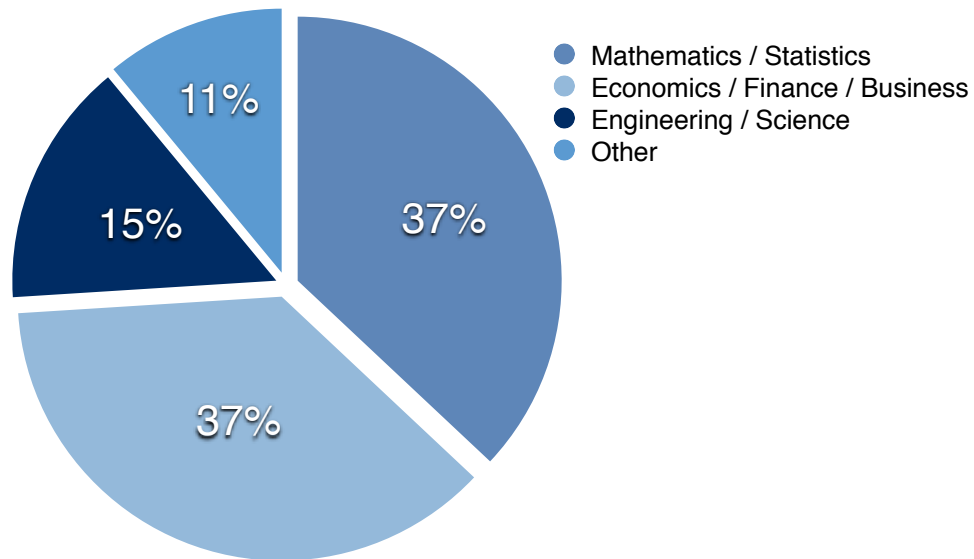
ADMISSIONS FUNNEL – MSA CLASS OF 2009



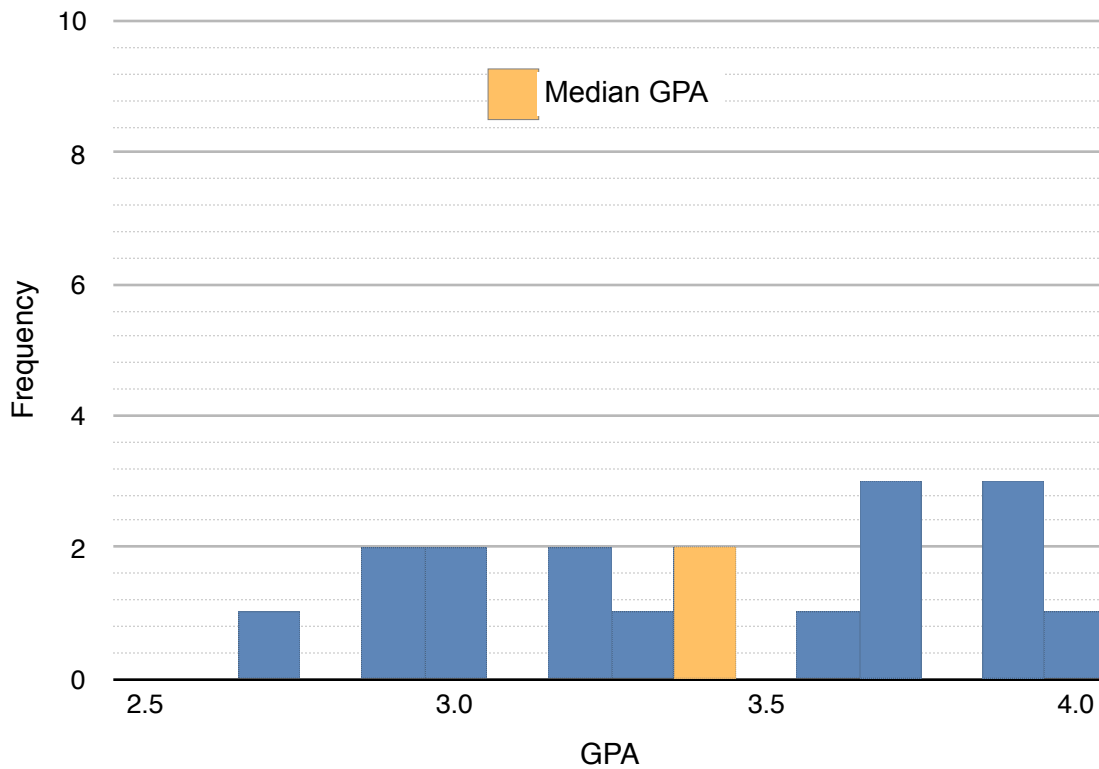
**UNDERGRADUATE SCHOOLS ATTENDED
MSA CLASS OF 2009**

Appalachian State University
Bauman Moscow State University, Russia
Birla Institute of Technology, India
Calcutta University, India
Central University for Nationalities, China
College of Charleston
Delhi University, India
DePaul University
Federal University of Bahia, Brazil
Georgia Institute of Technology
Indian Institute of Technology Bombay
Meredith College
NC State University
PES Institute, India
Pontificia Universidad Catolic, Peru
Pontificia Universidad Javeriana, Colombia
Southern Polytech State University
St. Xavier College, India
Tsinghua University, China
University of Dhaka, Bangladesh
University of Kentucky Lexington
University of Missouri Columbia
University of North Carolina Chapel Hill
University of North Carolina Charlotte
Virginia Tech
Xuzhou Normal University, China
Yangzhou University, China

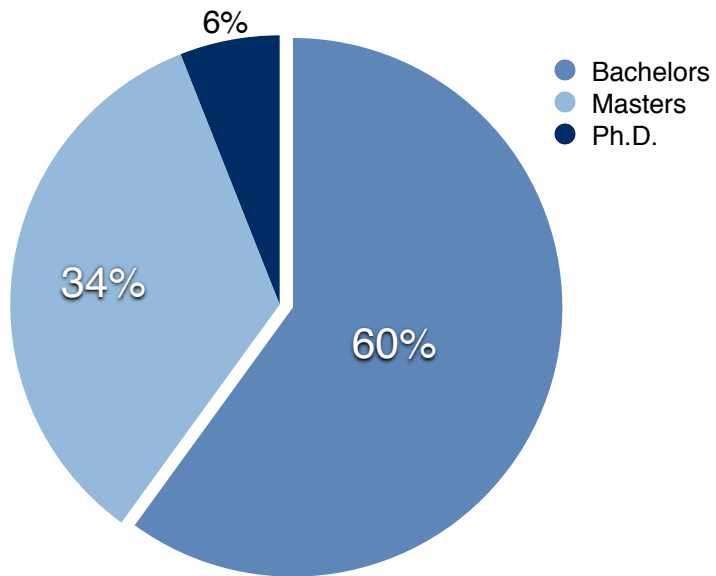
**UNDERGRADUATE MAJOR
MSA CLASS OF 2009**



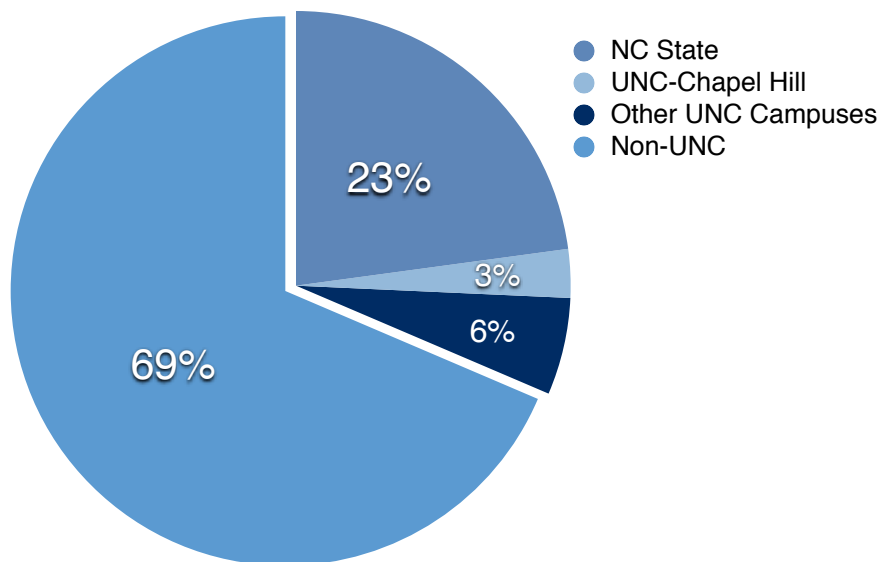
**GRADE POINT AVERAGE (GPA) DISTRIBUTION
MSA CLASS OF 2009**



**HIGHEST DEGREE ATTAINMENT
MSA CLASS OF 2009**



**UNC SYSTEM GRADUATES
MSA CLASS OF 2009**



RECENT TRENDS IN ACCEPTANCE RATE AND ENROLLMENT RATE

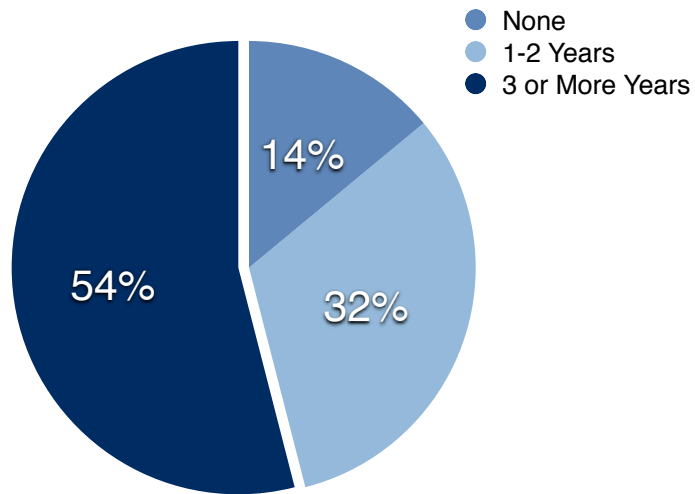


COUNTRIES OF ORIGIN MSA CLASS OF 2009

- | | |
|--|--|
| <ul style="list-style-type: none"> • Bangladesh • Brazil • China • Colombia • Eritrea | <ul style="list-style-type: none"> • India • Peru • Romania • Russia • U.S.A. |
|--|--|



**PRIOR WORK EXPERIENCE
MSA CLASS OF 2009**



ADMISSIONS TIMETABLE – MSA CLASS OF 2010	
Applications open	June 1
1st round decisions by:	December 1
International student application deadline:	December 15
2nd round application deadline:	February 1
2nd round decisions completed:	March 15
Final round application deadline:	April 1
Final round decisions completed:	May 15
Program begins:	June 2009

Source URL: analytics.ncsu.edu/reports/admission/MSA2009.pdf

<http://analytics.ncsu.edu>

NC STATE UNIVERSITY