

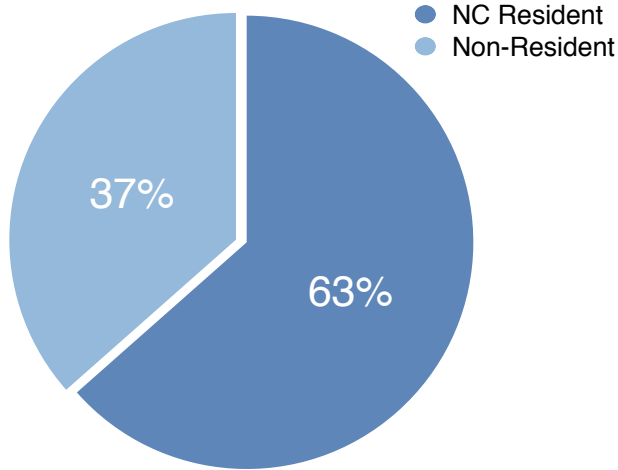
MASTER OF SCIENCE IN ANALYTICS ADMISSIONS REPORT – CLASS OF 2018

ADMISSIONS SUMMARY	
Applications for admission received:	1,032
Applicants offered admission:	147
Acceptance rate:	14%
Number of candidates enrolled:	115
Enrollment rate:	78%
U.S. citizens/permanent residents enrolled:	83%
North Carolina residents enrolled:	62%
Women enrolled:	47%
Countries of origin of enrolled students:	20
Average number of years since undergraduate degree:	3
Average undergraduate grade point average (GPA):	3.57
Graduated with academic honors:	62%
Previously employed full-time (3 or more years):	45%
Average age / median age:	25 / 24
Range in age:	20 – 40

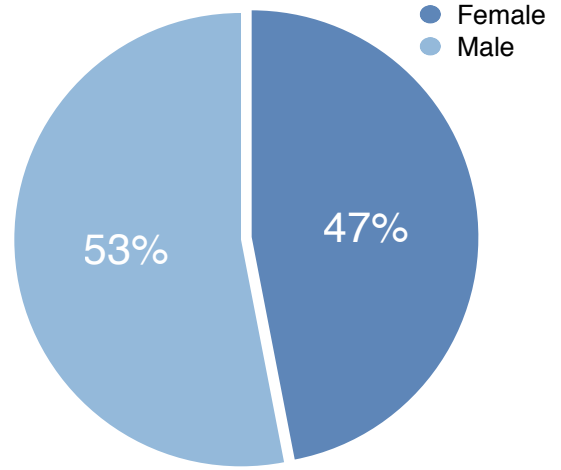
Admissions results for Class of 2018 reported as of July 8, 2017.

BASIC DEMOGRAPHICS – MSA CLASS OF 2018

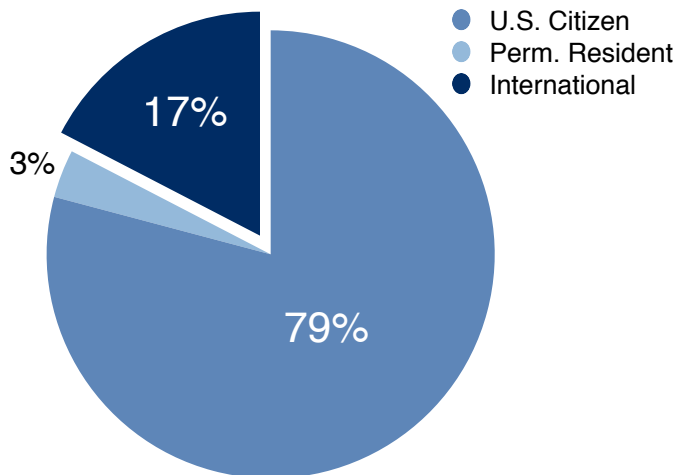
RESIDENCY



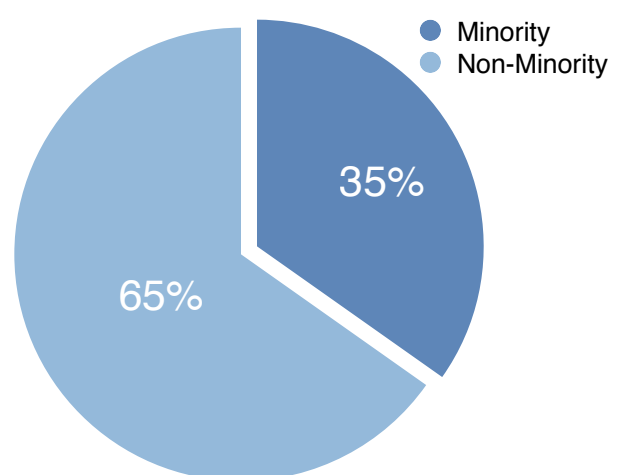
GENDER



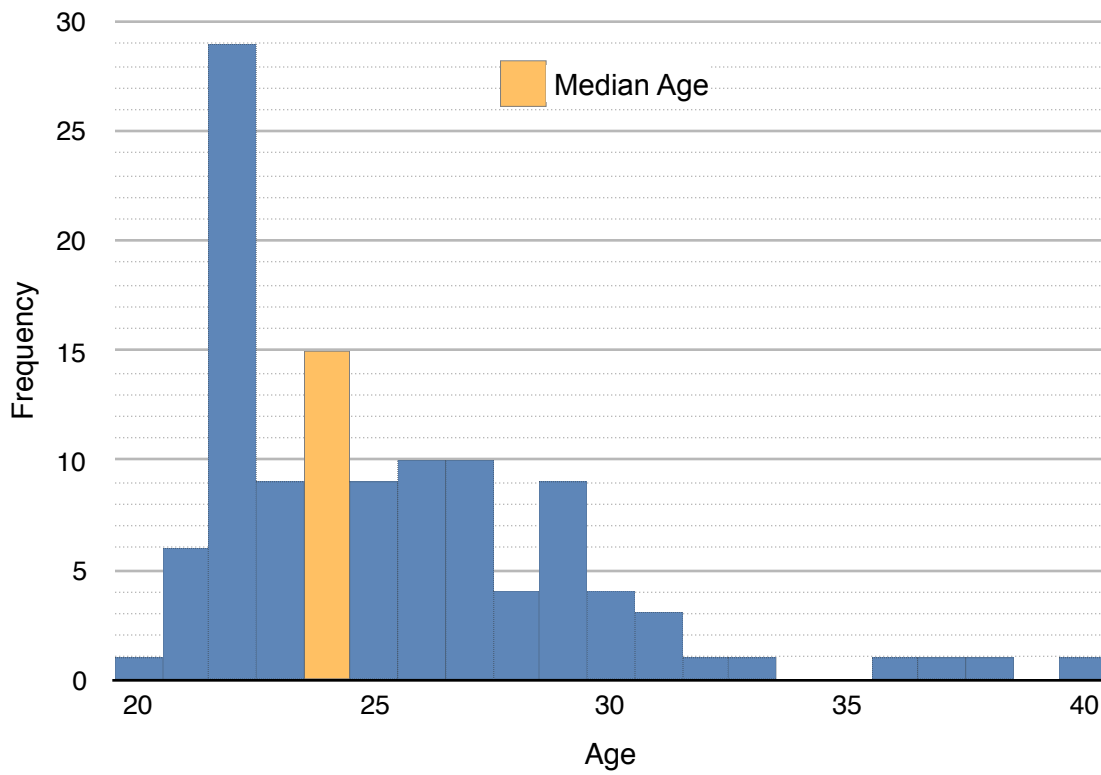
CITIZENSHIP



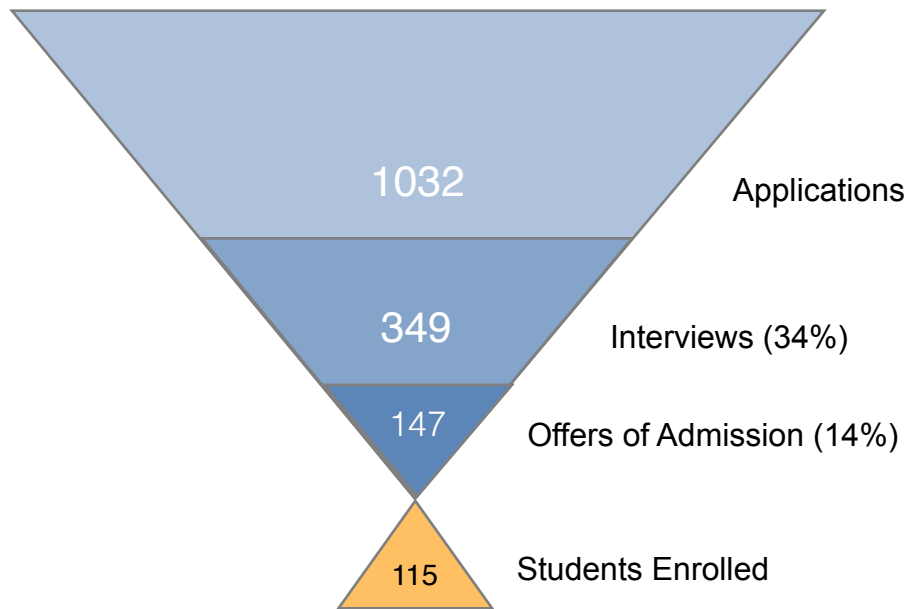
MINORITY STUDENTS



AGE DISTRIBUTION



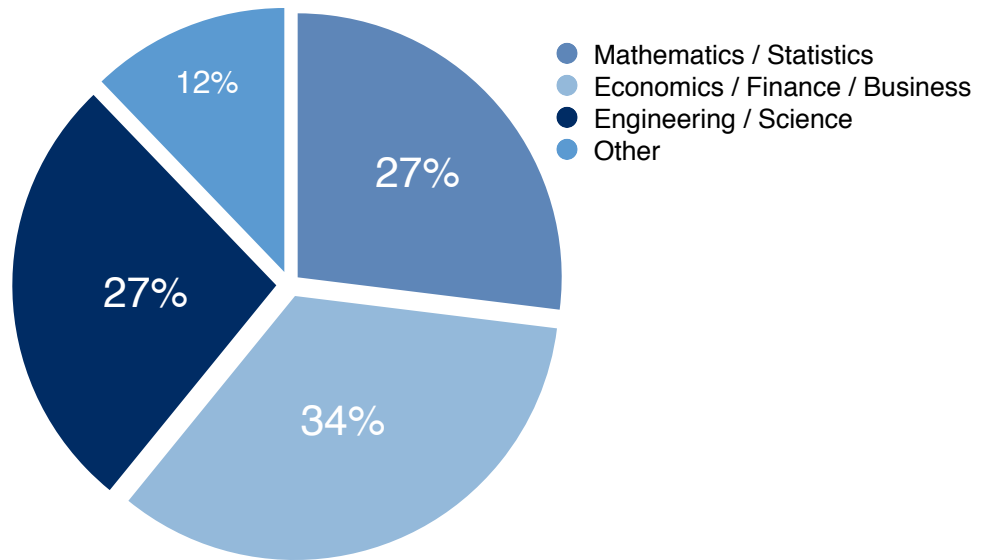
ADMISSIONS FUNNEL – MSA CLASS OF 2018



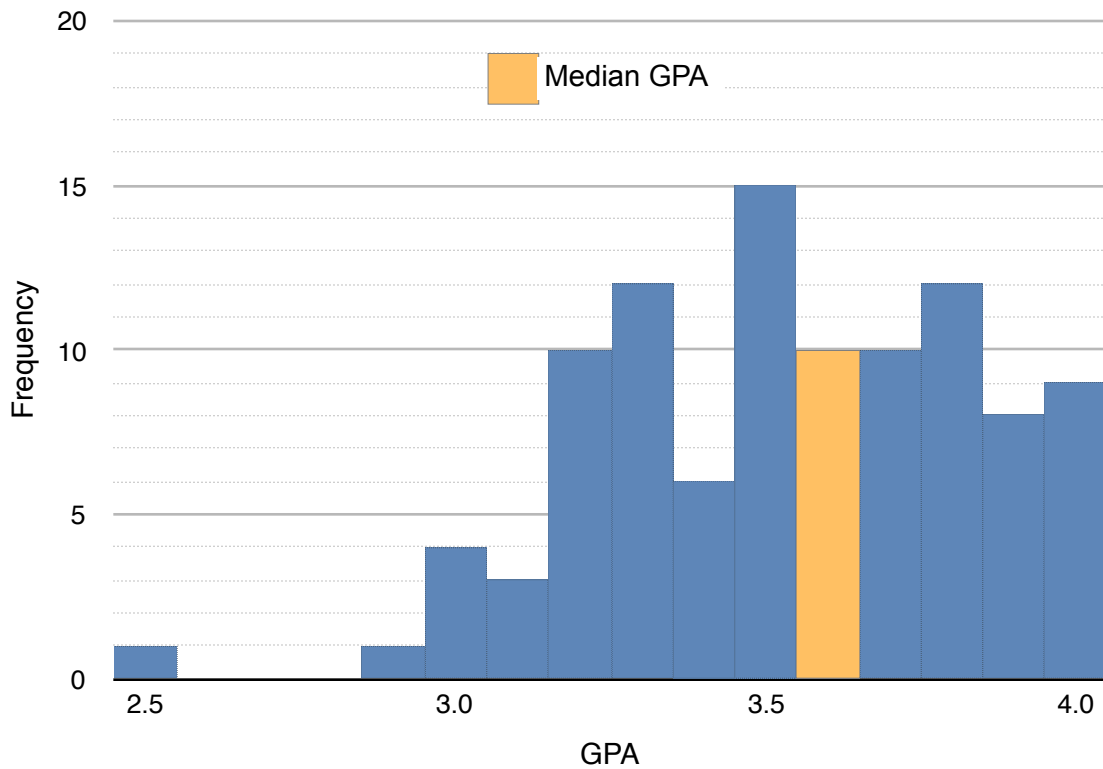
**UNDERGRADUATE SCHOOLS ATTENDED
MSA CLASS OF 2018**

Abilene Christian University	North Carolina State University
Appalachian State University	Purdue University
Auburn University	Renmin University of China
Augustana College	Roanoke College
Brigham Young University Idaho	Sichuan University (China)
Bucknell University	Southwestern University of Finance (China)
Cairo University (Egypt)	Syracuse University
California University of Pennsylvania	Tufts University
Campbell University	University of Alabama at Tuscaloosa
Carnegie Mellon University	University of Connecticut
Cedar Crest College	University of Illinois at Urbana- Champaign
Clemson University	University of Kerala (India)
College of William and Mary	University of Miami
College of Wooster	University of Michigan Ann Arbor
Delhi University (India)	University of Mumbai (India)
Duke University	University of Navarra (Spain)
East Carolina University	University of North Carolina at Chapel Hill
Elon University	University of North Carolina at Charlotte
Fairmont State University	University of North Carolina at Wilmington
George Washington University	University of Notre Dame
Hampshire College	University of Pennsylvania
Harbin Institute of Technology (China)	University of South Florida
High Point University	University of Tennessee at Knoxville
Indiana University Bloomington	University of Texas Austin
Ithaca College	University of the Andes (Colombia)
Kyrgyz-Russian Slavic University (Kyrgyzstan)	University of the West of England (U.K.)
Lehigh University	University of Virginia
Lynn University	Virginia Polytechnic Institute
Nanjing University (China)	Western Kentucky University
National University of Sciences (Pakistan)	

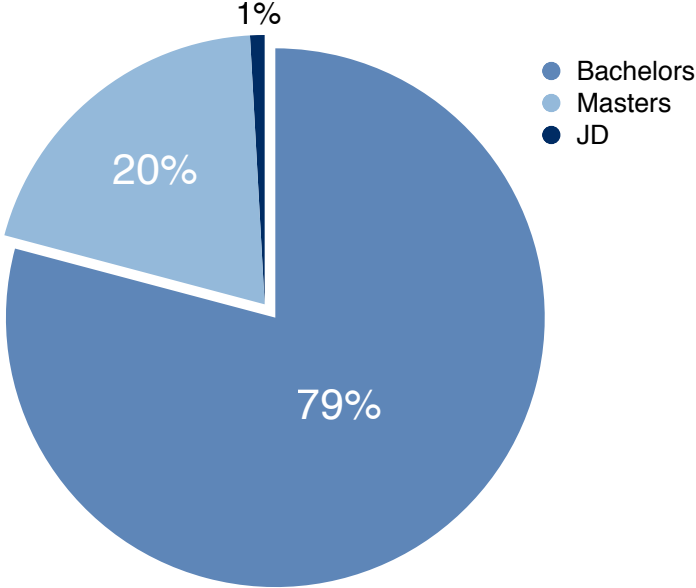
**UNDERGRADUATE MAJOR
MSA CLASS OF 2018**



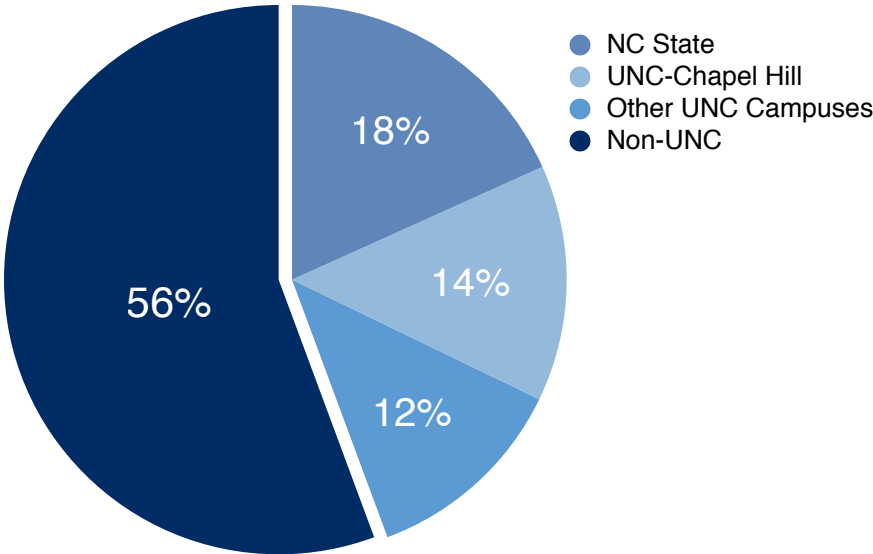
**GRADE POINT AVERAGE (GPA) DISTRIBUTION
MSA CLASS OF 2018**



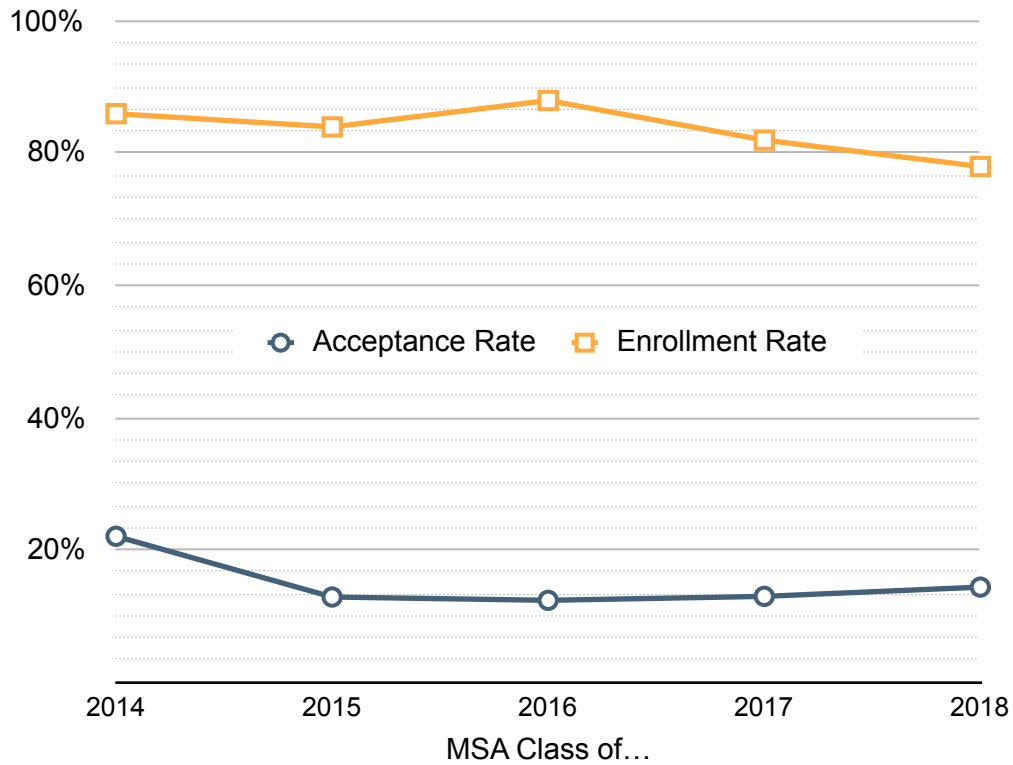
**HIGHEST DEGREE ATTAINMENT
MSA CLASS OF 2018**



**UNC SYSTEM GRADUATES
MSA CLASS OF 2018**



RECENT TRENDS IN ACCEPTANCE RATE AND ENROLLMENT RATE





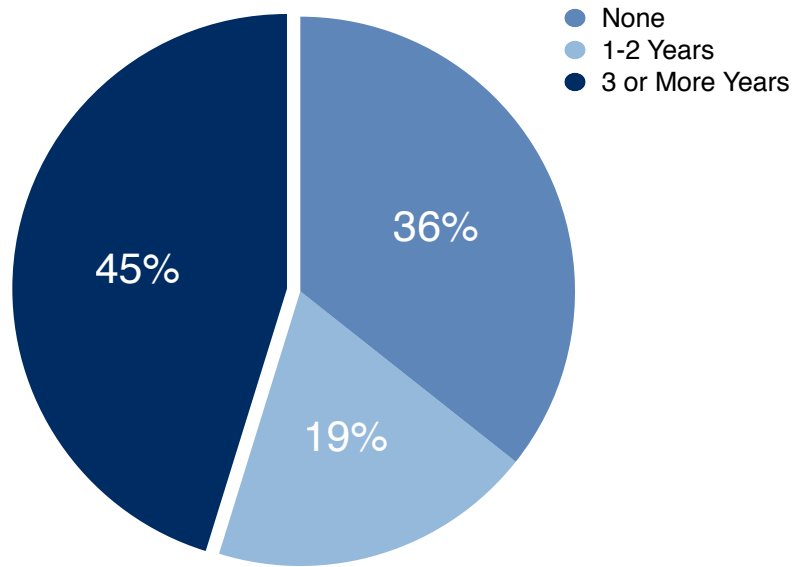
**COUNTRIES OF ORIGIN
MSA CLASS OF 2018**

- Argentina
- Brazil
- China
- Colombia
- Costa Rica
- El Salvador
- Egypt
- Germany
- India
- Iran

- Kyrgyzstan
- Latvia
- Pakistan
- Philippines
- Poland
- Saudi Arabia
- Singapore
- Spain
- United Kingdom
- U.S.A.



**PRIOR WORK EXPERIENCE
MSA CLASS OF 2018**



ADMISSIONS TIMETABLE – MSA CLASS OF 2019	
Applications open	June 1
1st round decisions by:	December 1
International student application deadline:	December 15
2nd round application deadline:	February 1
2nd round decisions completed:	March 15
Final round application deadline:	April 1
Final round decisions completed:	May 15
Program begins:	June 2018

Source URL: analytics.ncsu.edu/reports/admission/MSA2018.pdf

<http://analytics.ncsu.edu>

NC STATE UNIVERSITY