

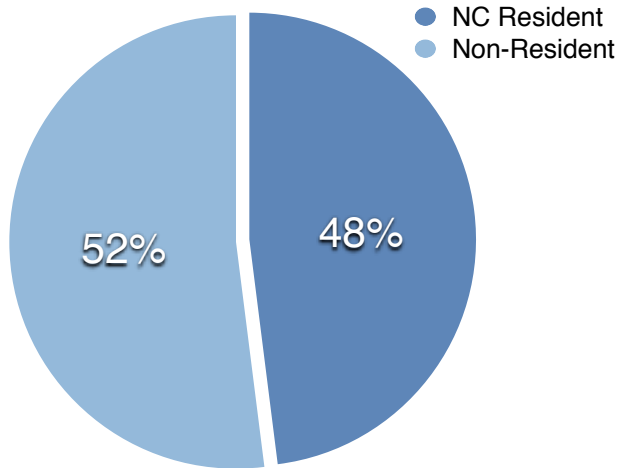
MASTER OF SCIENCE IN ANALYTICS ADMISSIONS REPORT – CLASS OF 2016

ADMISSIONS SUMMARY	
Applications for admission received:	1,061
Applicants offered admission:	131
Acceptance rate:	12.3%
Number of candidates enrolled:	115
Enrollment rate:	87.8%
U.S. citizens/permanent residents enrolled:	85%
North Carolina residents enrolled:	48%
Women enrolled:	41%
Countries of origin of enrolled students:	18
Number of years since undergraduate degree:	4
Average undergraduate grade point average (GPA):	3.59
Graduated with academic honors:	63%
Previously employed full-time (3 or more years):	41%
Average age / median age:	26 / 24
Range in age:	20 – 52

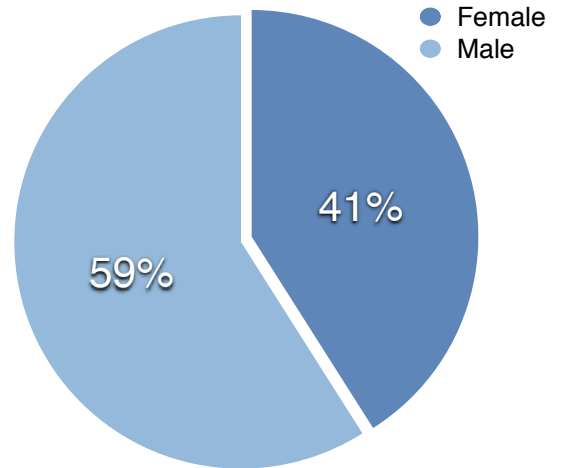
Admissions results for Class of 2016 reported as of June 15, 2015.

BASIC DEMOGRAPHICS – MSA CLASS OF 2016

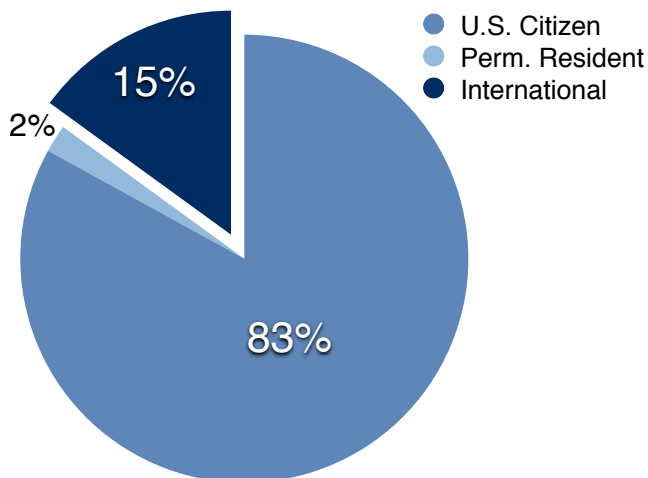
RESIDENCY



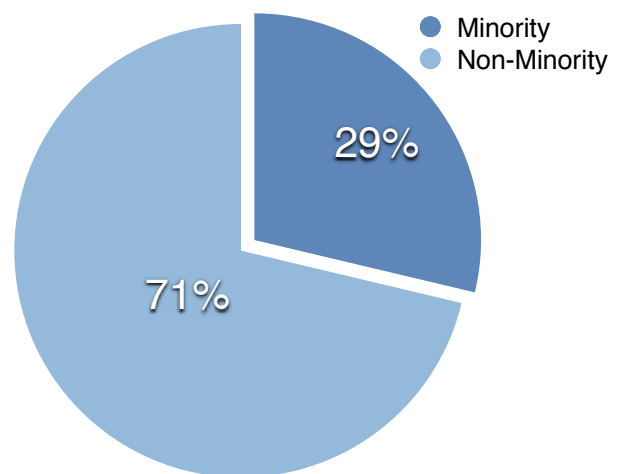
GENDER



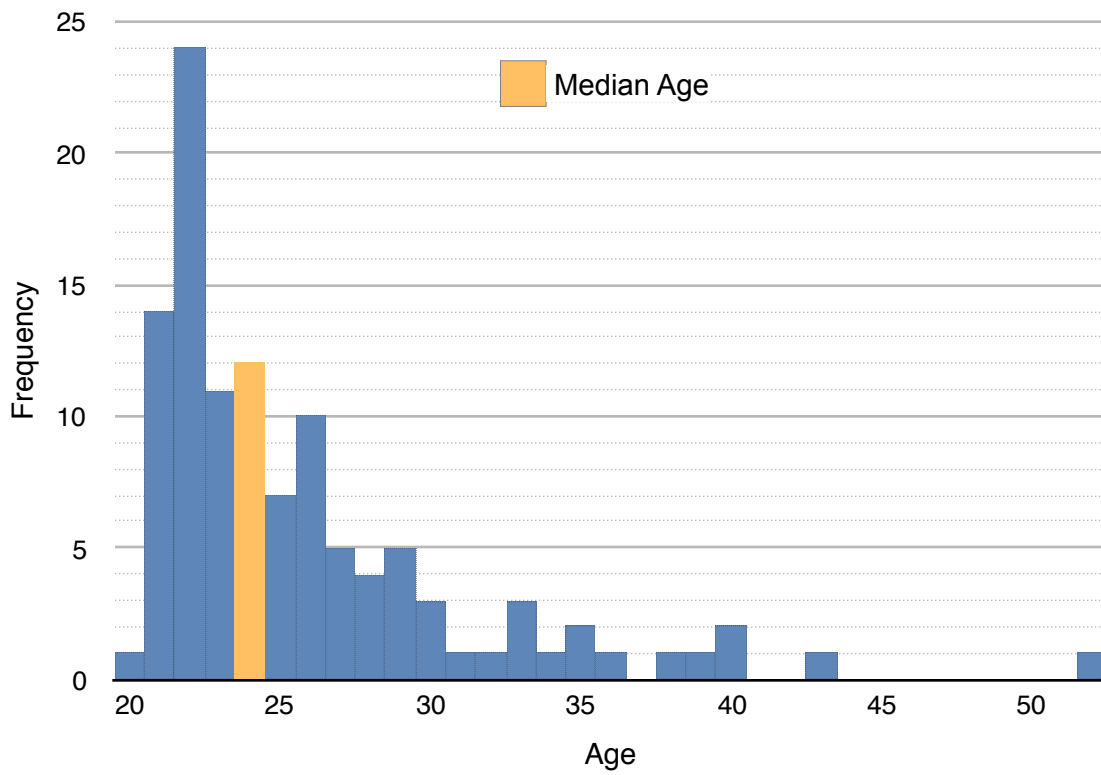
CITIZENSHIP



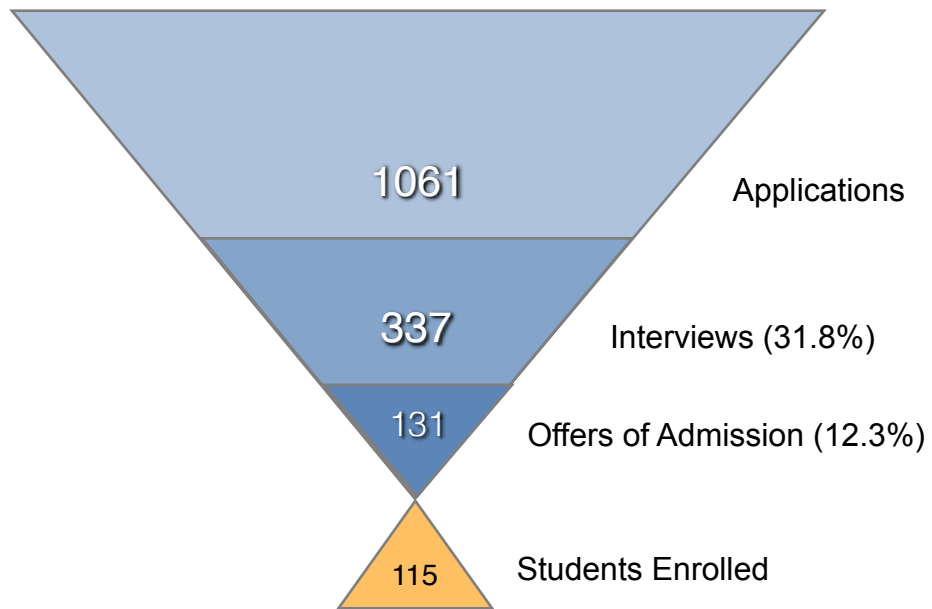
MINORITY STUDENTS



AGE DISTRIBUTION – MSA CLASS OF 2016



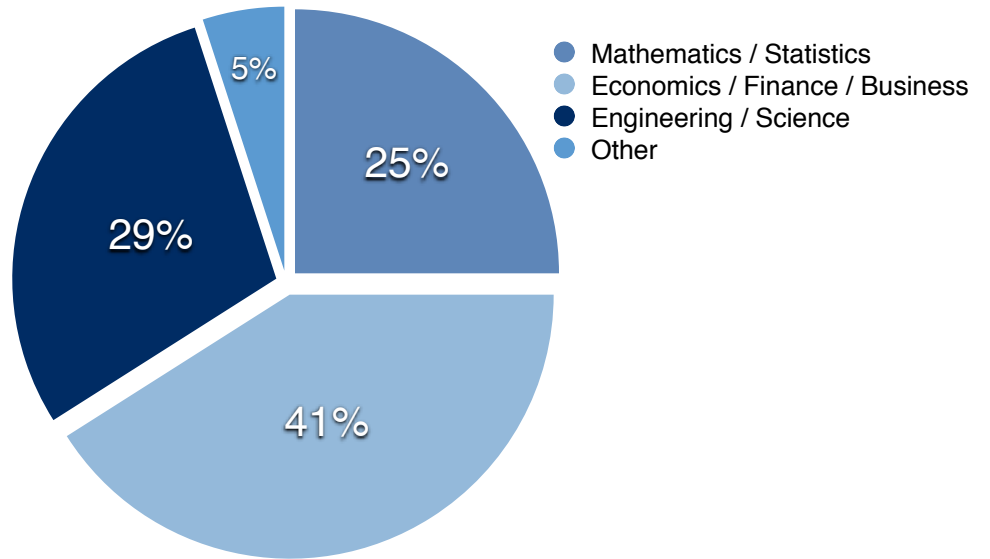
ADMISSIONS FUNNEL – MSA CLASS OF 2016



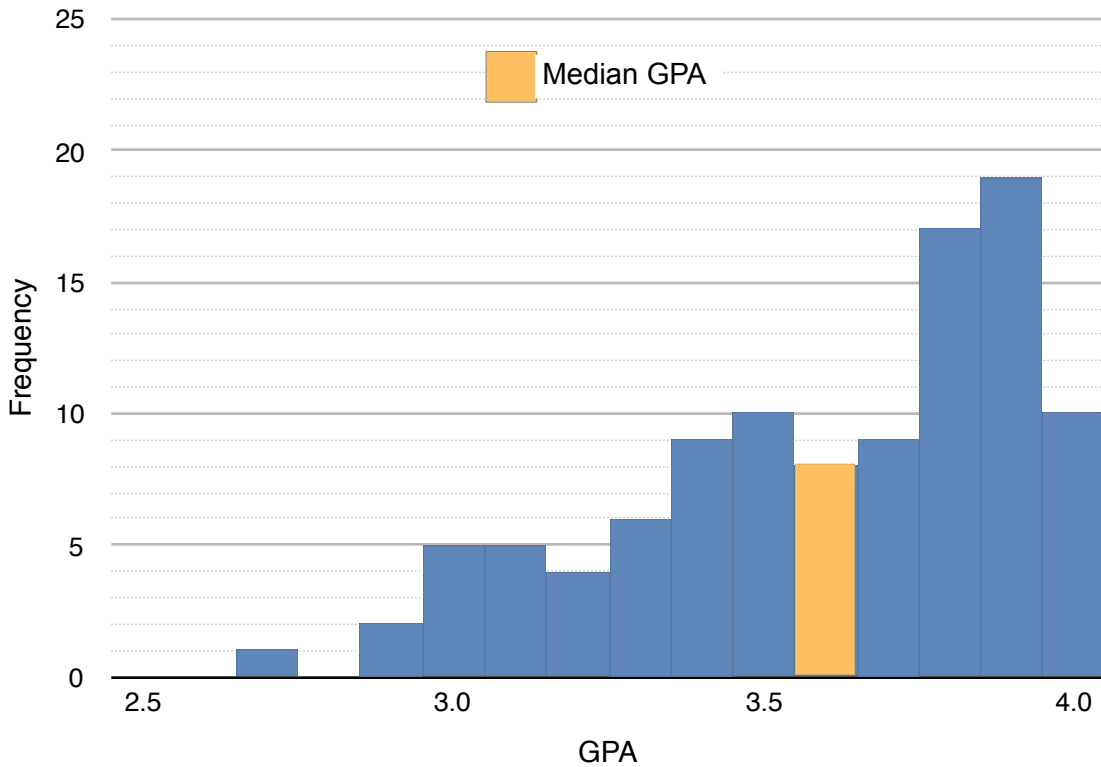
**UNDERGRADUATE SCHOOLS ATTENDED
MSA CLASS OF 2016**

Abilene Christian University	Ohio State University
Appalachian State University	Pennsylvania State University
Augustana College	Princeton University
Ball State University	Punjab Technical University
Bates College	Purdue University West Lafayette
Beloit College	Southern Polytechnic State University
Bocconi University	State University College at Buffalo, New York
Boston College	Stetson University
Boston University	Temple University
Bowling Green State University	United States Military Academy at West Point
Brigham Young University	University of Alabama Tuscaloosa
Brigham Young University Idaho	University of Arizona
California Poly - San Luis Obispo	University of Georgia at Athens
Christian Brothers University	University of Maryland College Park
Clafin College	University of Minnesota–Twin Cities
Cornell University	University of North Carolina at Asheville
Denison University	University of North Carolina at Chapel Hill
Earlham College	University of North Carolina at Charlotte
Elon University	University of North Carolina at Wilmington
Evangel University	University of Redlands
Florida Southern College	University of South Carolina at Columbia
Furman University	University of Texas at Austin
George Washington University	University of Toronto
Georgia Institute of Technology	University of Utah
Guilford College	University of Washington
Haverford College	University of Waterloo
Jadavpur University	University of Zagreb
Jawaharlal Nehru University	Utah Valley University
Lahore School of Economics	Vanderbilt University
Nankai University	Virginia Commonwealth University
National Taiwan University	Wake Forest University
New College of Florida	Washington University in St. Louis
North Carolina State University	West Bengal University of Technology
Occidental College	Wheaton College

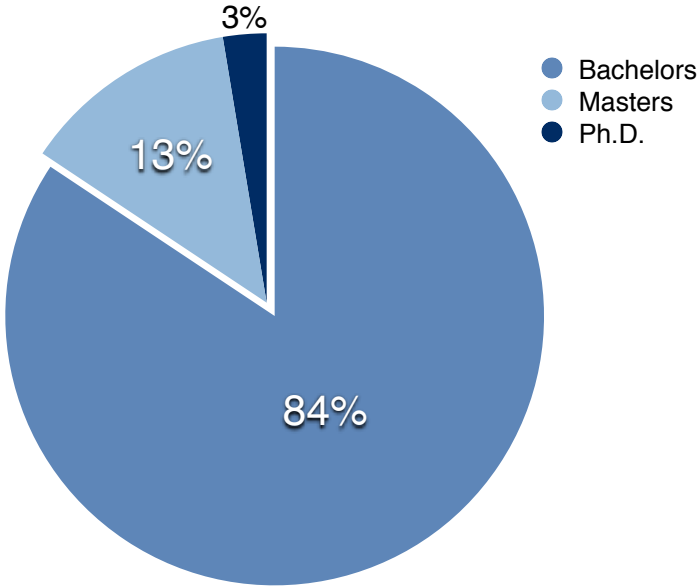
**UNDERGRADUATE MAJOR
MSA CLASS OF 2016**



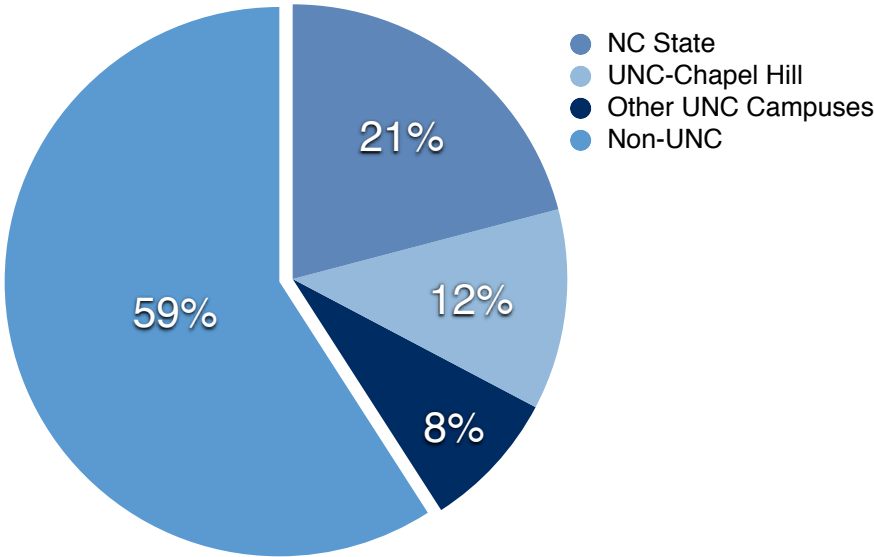
**GRADE POINT AVERAGE (GPA) DISTRIBUTION
MSA CLASS OF 2016**



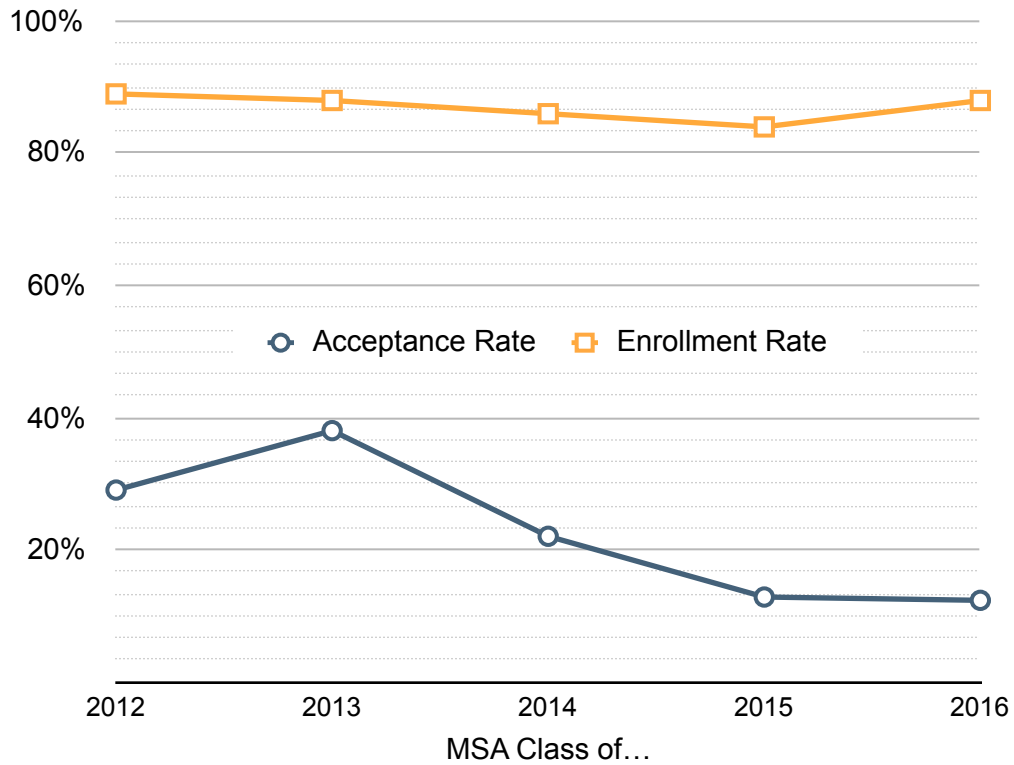
**HIGHEST DEGREE ATTAINMENT
MSA CLASS OF 2016**



**UNC SYSTEM GRADUATES
MSA CLASS OF 2016**



RECENT TRENDS IN ACCEPTANCE RATE AND ENROLLMENT RATE



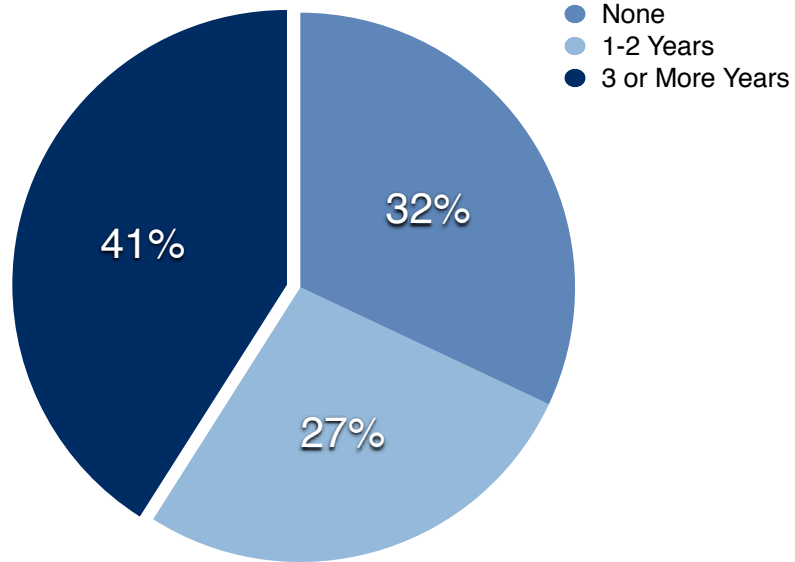


**COUNTRIES OF ORIGIN
MSA CLASS OF 2016**

<ul style="list-style-type: none"> • Bulgaria • Brazil • Canada • China • Croatia • Egypt • Ethiopia • Ghana • Israel 	<ul style="list-style-type: none"> • India • Nepal • Nigeria • Pakistan • Russia • Taiwan • Ukraine • U.S.A. • Venezuela
--	---



**PRIOR WORK EXPERIENCE
MSA CLASS OF 2016**



ADMISSIONS TIMETABLE – MSA CLASS OF 2017	
Applications open	June 1
1st round decisions by:	December 1
International student application deadline:	December 15
2nd round application deadline:	February 1
2nd round decisions completed:	March 15
Final round application deadline:	April 1
Final round decisions completed:	May 15
Program begins:	June 2016

Source URL: analytics.ncsu.edu/reports/admission/MSA2016.pdf

<http://analytics.ncsu.edu>

NC STATE UNIVERSITY