

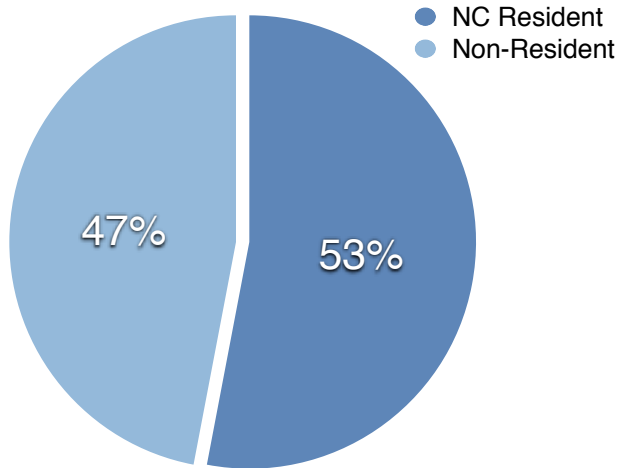
MASTER OF SCIENCE IN ANALYTICS ADMISSIONS REPORT – CLASS OF 2015

ADMISSIONS SUMMARY	
Applications for admission received:	796
Applicants offered admission:	102
Acceptance rate:	12.8%
Number of candidates enrolled:	86
Enrollment rate:	84.3%
U.S. citizens/permanent residents enrolled:	90%
North Carolina residents enrolled:	53%
Women enrolled:	40%
Countries of origin of enrolled students:	18
Number of years since undergraduate degree:	5
Average undergraduate grade point average (GPA):	3.53
Graduated with academic honors:	60%
Previously employed full-time (3 or more years):	51%
Average age / median age:	27 / 25
Range in age:	20 – 44

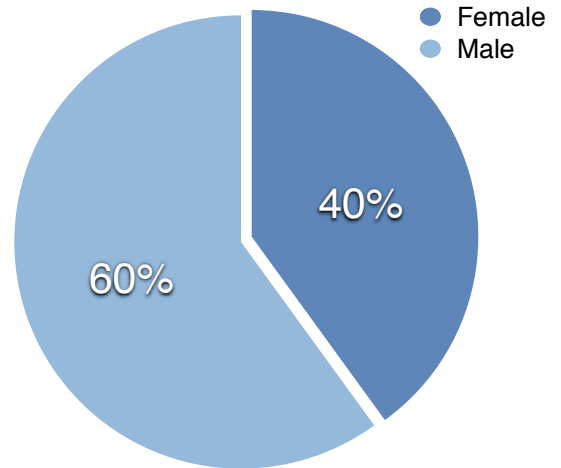
Admissions results for Class of 2015 reported as of June 15, 2014.

BASIC DEMOGRAPHICS – MSA CLASS OF 2015

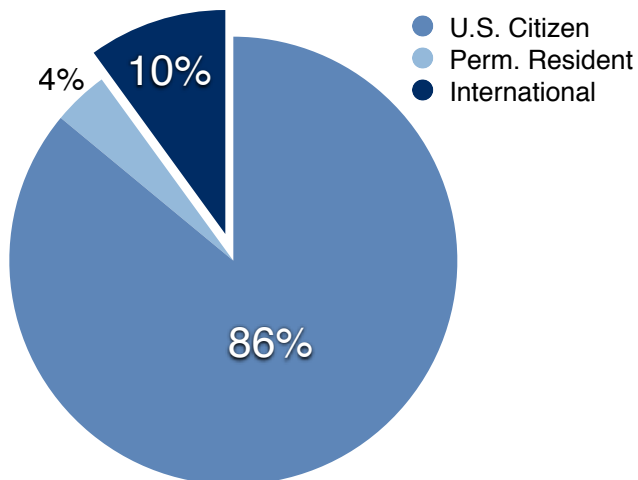
RESIDENCY



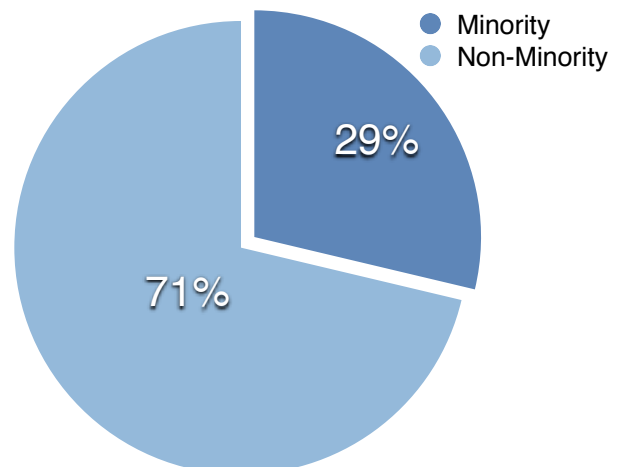
GENDER



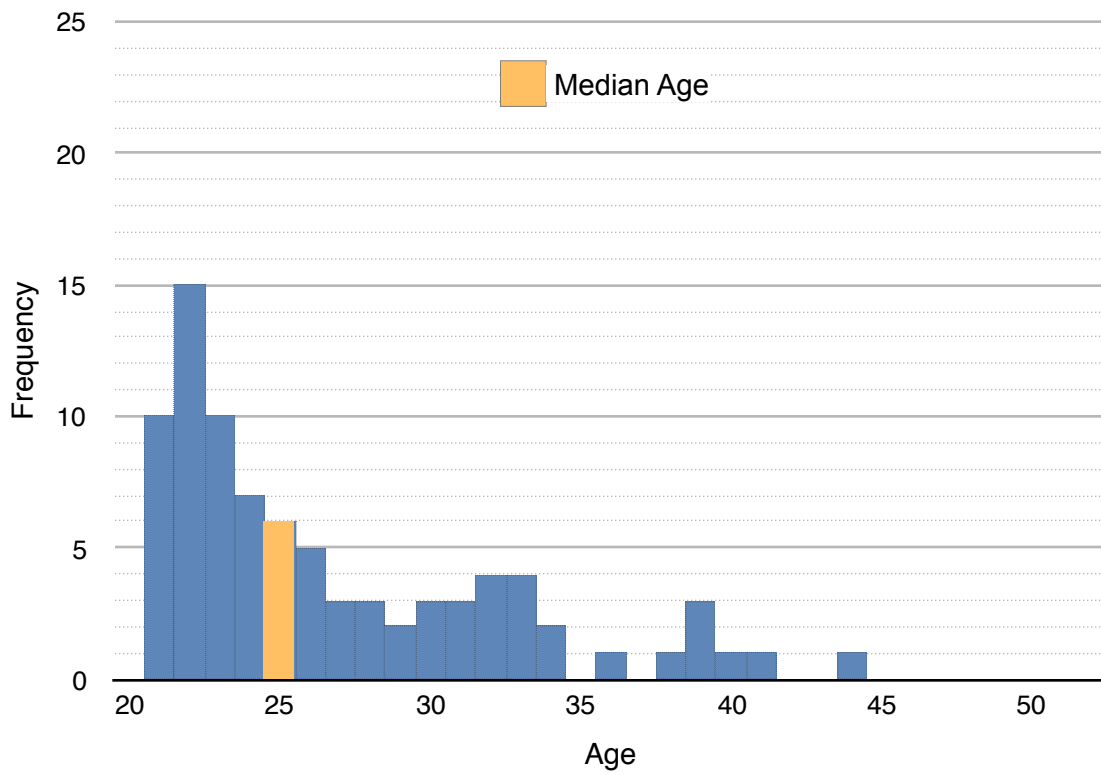
CITIZENSHIP



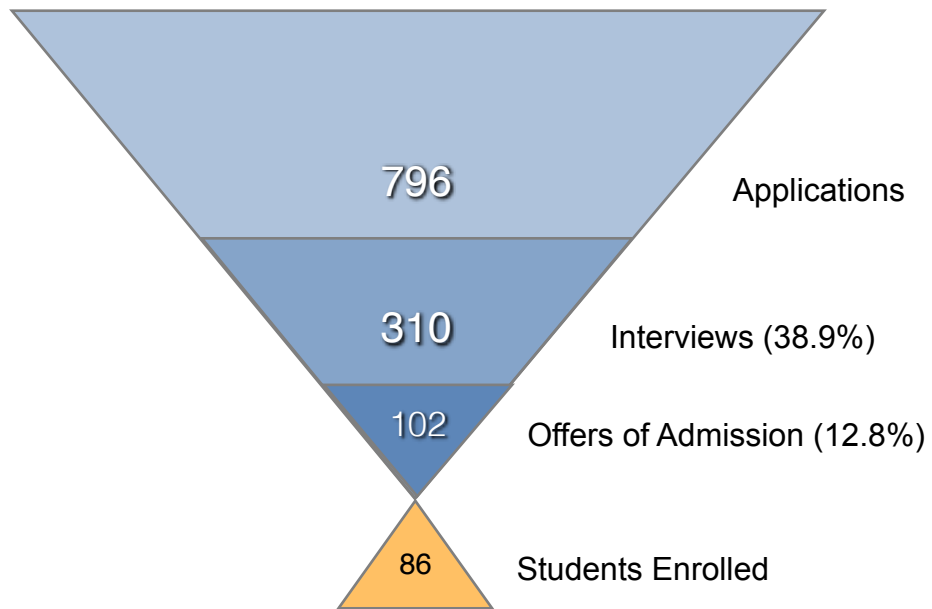
MINORITY STUDENTS



AGE DISTRIBUTION – MSA CLASS OF 2015



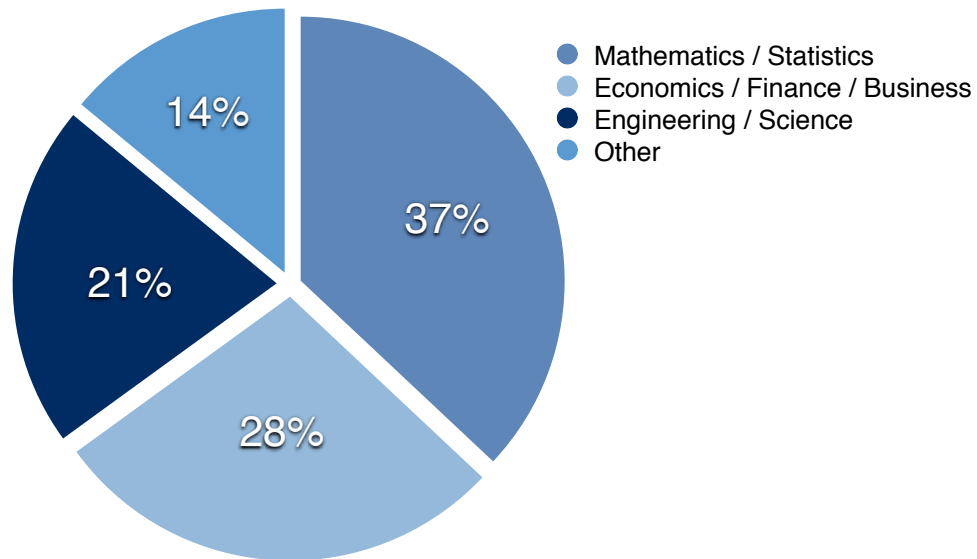
ADMISSIONS FUNNEL – MSA CLASS OF 2015



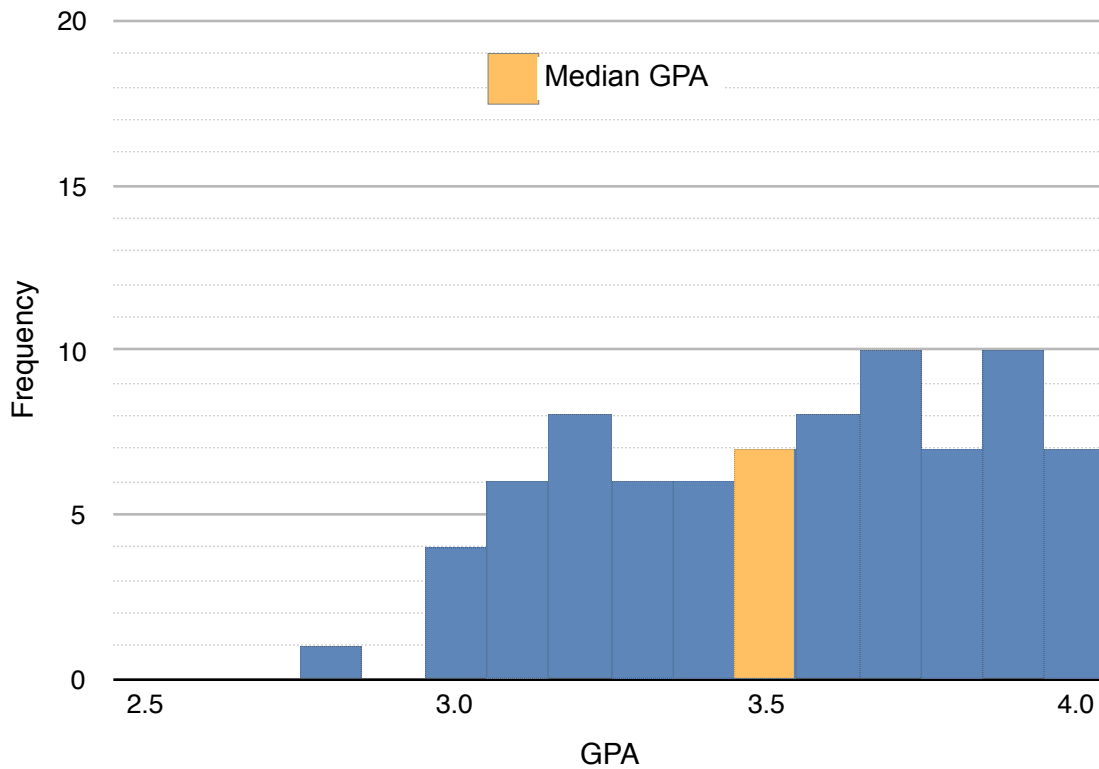
**UNDERGRADUATE SCHOOLS ATTENDED
MSA CLASS OF 2015**

Abilene Christian University	Rhodes College
Alabama State University	SRM University (India)
Annamalai University	State University of New York at Oswego
Appalachian State University	Towson University
Babson College	Troy University
Boise State University	United States Military Academy at West Point
Brigham Young University	United States Naval Academy
Bucknell University	Universidad EAFIT (Colombia)
California Polytechnic State U - San Luis Obispo	Università di Pavia (Italy)
Centre College	Université Paris Diderot
Doane College	University of Florida
East Carolina University	University of Mary Washington
Elon University	University of Massachusetts Amherst
Gettysburg College	University of Miami
Grand Valley State University	University of North Carolina at Asheville
Instituto Tecnológico Autónomo de México	University of North Carolina at Chapel Hill
Ithaca College	University of North Carolina at Wilmington
Lafayette College	University of Rochester
Lindsey Wilson College	University of Texas at Austin
North Carolina State University	University of the West Indies
Northwestern University	University South Dakota at Vermillion
Pennsylvania State University	Virginia Military Institute
Portland State University	Wake Forest University
	Williams College

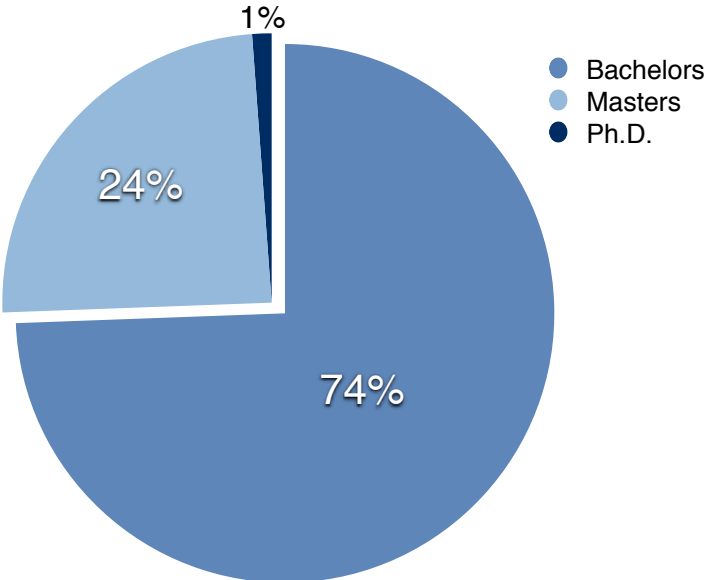
**UNDERGRADUATE MAJOR
MSA CLASS OF 2015**



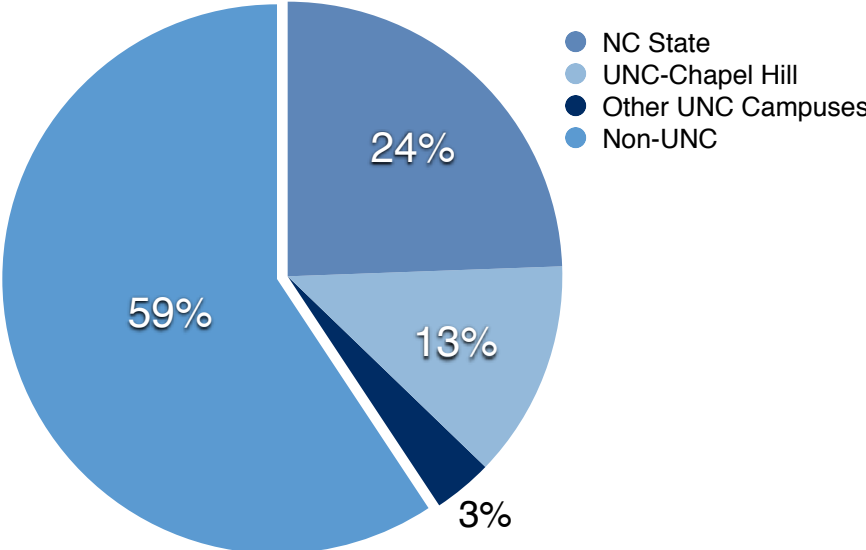
**GRADE POINT AVERAGE (GPA) DISTRIBUTION
MSA CLASS OF 2015**



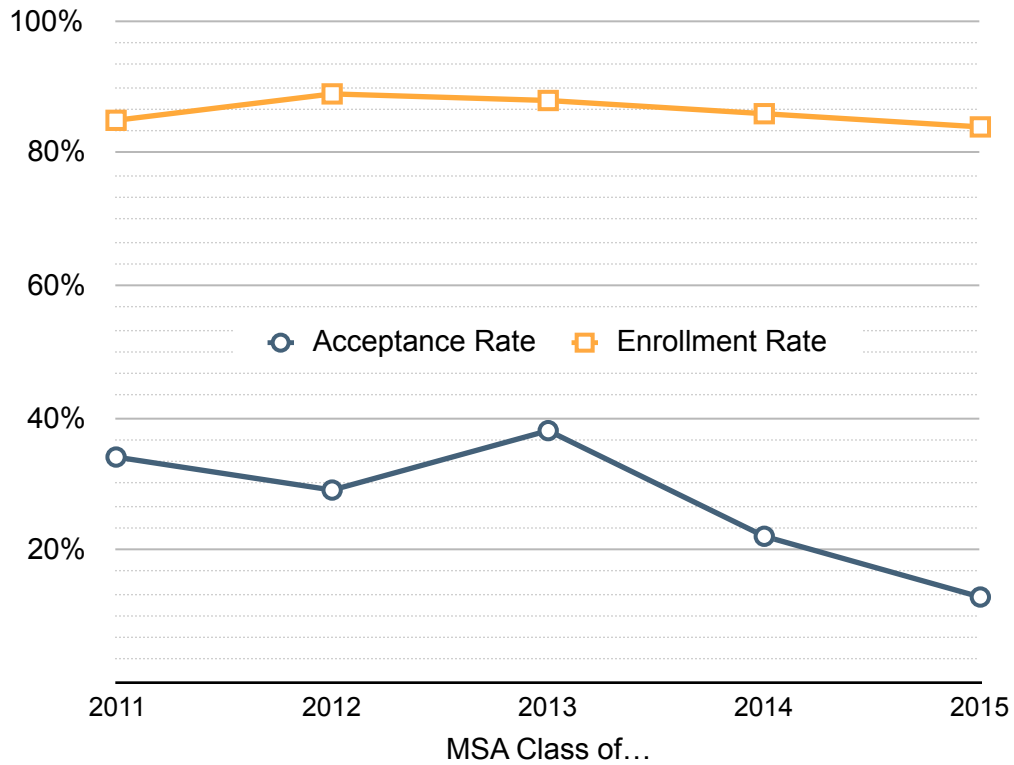
**HIGHEST DEGREE ATTAINMENT
MSA CLASS OF 2015**



**UNC SYSTEM GRADUATES
MSA CLASS OF 2015**



RECENT TRENDS IN ACCEPTANCE RATE AND ENROLLMENT RATE





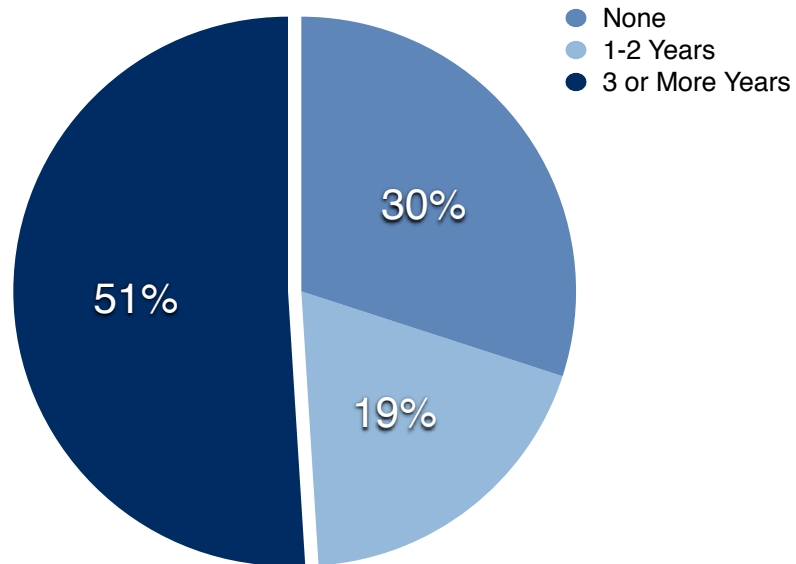
**COUNTRIES OF ORIGIN
MSA CLASS OF 2015**

- Bermuda
- Brazil
- Canada
- China
- Colombia
- Ecuador
- Egypt
- France
- Germany

- Italy
- Hong Kong
- India
- Jamaica
- Mexico
- Russia
- Taiwan
- U.S.A.
- Vietnam



**PRIOR WORK EXPERIENCE
MSA CLASS OF 2015**



ADMISSIONS TIMETABLE – MSA CLASS OF 2016	
Applications open	June 1
1st round decisions by:	December 1
International student application deadline:	December 15
2nd round application deadline:	February 1
2nd round decisions completed:	March 15
Final round application deadline:	April 1
Final round decisions completed:	May 15
Program begins:	June 2014

Source URL: analytics.ncsu.edu/reports/admission/MSA2015.pdf

<http://analytics.ncsu.edu>

NC STATE UNIVERSITY